

**PERFORMANCE OF  
PRIMARY AGRICULTURAL CREDIT SOCIETIES  
( APRIL 1, 2002 TO MARCH 31, 2003 )**

**2002-2003**



**National Federation of State Cooperative Banks Ltd.**

**J. K. Chamber, 5th. Floor, Plot No. 76  
Sector-17, Vashi, Navi Mumbai-400 703  
INDIA**

**Phone : 2789 2741, 2789 2697, 2789 2738**

**FAX : ( 91 )-022-2789 2604**

**E-mail : nafscob@bom3.vsnl.net.in**

**Web Site : <http://www.nafscob.org>**

## INDICES USED

| Sl. No. | Indices              | : | Details   |
|---------|----------------------|---|---|
| 1.      | <b>N. A.</b>         | : | Not Available                                       |
| 2.      | <b>n. a.</b>         | : | Not Applicable                                      |
| 3.      | <b>N. D.</b>         | : | Not Declared  |
| 4.      | <b>S. T.</b>         | : | Short Term  |
| 5.      | <b>M. T.</b>         | : | Medium Term   |
| 6.      | <b>Agricl.</b>       | : | Agricultural  |
| 7.      | <b>Non - Agricl.</b> | : | Non – Agricultural                                  |
| 8.      | <b>I. R. D. P.</b>   | : | Integrated Rural Development Programme              |
| 9.      | <b>L. D. B.</b>      | : | Land Development Bank                               |
| 10.     | <b>NABARD</b>        | : | National Bank for Agriculture and Rural Development |
| 11.     | <b>L. I. C.</b>      | : | Life Insurance Corporation                          |
| 12.     | <b>N. C. D. C.</b>   | : | National Cooperative Development Corporation        |
| 13.     | <b>PACS</b>          | : | Primary Agricultural Credit Societies               |
| 14.     | <b>FSS</b>           | : | Farmers Service Societies                           |
| 15.     | <b>LAMPS</b>         | : | Large Sized Adivasi Multipurpose Societies          |
| 16.     | <b>S / C</b>         | : | Scheduled Castes                                    |
| 17.     | <b>S / T</b>         | : | Scheduled Tribes                                    |
| 18.     | <b>S / F</b>         | : | Small Farmers                                       |
| 19.     | <b>M / F</b>         | : | Marginal Farmers                                    |
| 20.     | <b>R / A</b>         | : | Rural Artisans                                      |

**NAFSCOB**

**NAVI MUMBAI**

Continue.....

## **F O R E W O R D**

The objectives of our Federation include conducting studies in agriculture & rural credit, review and publish important documents/monographs on various aspects pertaining to short term cooperative credit institutions and also disseminate the same. Our Federation has been making sincere efforts in this direction and published so far 312 such documents on a variety of issues. In addition to these publications, our Federation on a regular basis has been bringing out annual publications of the Basic Data on Performance of State Cooperative Banks, District Central Cooperative Banks and Primary Agricultural Credit Societies separately and a few analytical occasional papers on selected performance parameters. An attempt has also been made earlier to bring out fourteen publications on the data pertaining to Primary Agricultural Credit Societies (PACS).

There is an increasing demand for a publication dealing with state wise performance parameters of PACS. Therefore, our Federation attempted to bring out the current publication entitled "Performance of Primary Agricultural Credit Societies" by incorporating about 119 performance indicators - a detailed and improved version of earlier publications on PACS.

We are able to bring out the current publication well on time entirely due to the Cooperation of State Cooperative Banks, District Central Cooperative Banks and also the Registrar of Cooperative Societies. We are very much thankful to them.

We appreciate the sincere efforts of Shri R. H. Singh, Assistant Director in the Federation in the compilation of the data. We are also able to incorporate the graphical presentation of performance of the PACS entirely due to efforts of Shri Singh. Appropriate Software has been developed by Shri Dilip S. More, Assistant Director.

We hope that the publication will be useful for further analysis and to work out development action plans. We do further hope that the Apex Banks/DCCBs will attempt to develop profile of the PACS in respective states to help them to formulate concrete action plans to ensure their viability.

**( B. SUBRAHMANYAM )  
MANAGING DIRECTOR**

Navi Mumbai  
July, 2004  
Pub: 9

## C O N T E N T S

| SL.<br>NO. | TABLE<br>NO.           | P A R T I C U L A R S  | Page<br>No.  |
|------------|------------------------|--|--------------|
| 1.         | I, I(A),<br>I(B), I(C) | All India Position of Primary Agricultural Credit Societies including FSS and LAMPS in respect of main items at a glance from 1993-94 to 2002-03 and Region Wise for the Year 2002-03. | 1<br>to<br>4 |
| 2.         | II                     | Details of Primary Agricultural Credit Societies (Total and Type Wise) during 2002-03.   | 5            |
| 3.         | III                    | Details of Membership of Primary Agricultural Credit Societies (Total and Type Wise) during 2002-03.   | 6            |
| 4.         | IV                     | Details of Paid up Capital, Total Reserves, Total Deposits, Total Borrowings and Working Capital of Primary Agricultural Credit Societies during 2002-03.                              | 7            |
| 5.         | V                      | Details of Number of Borrowers and its Category Wise details during 2002-03.   | 8            |
| 6.         | VI(A)                  | Details of Total Loans Issued of which Short Term Loans Issued (Category Wise) during 2002-03.   | 9            |
| 7.         | VI(B)                  | Details of Total Loans Issued of which Medium Term Loans Issued (Category Wise) during 2002-03.  | 10           |
| 8.         | VII(A)                 | Details of Total Loans Outstandings of which Short Term Loans Outstandings (Category Wise) during 2002-03.   | 11           |
| 9.         | VII(B)                 | Details of Total Loans Outstandings of which Medium Term Loans Outstandings (Category Wise) during 2002-03.  | 12           |
| 10.        | VIII(A)                | Details of Total Demand of which Short Term (Category Wise) during 2002-03.  | 13           |
| 11.        | VIII(B)                | Details of Total Demand of which Medium Term (Category Wise) during 2002-03.   | 14           |
| 12.        | IX(A)                  | Details of Total Collection of which Short Term (Category Wise) during 2002-03.  | 15           |
| 13.        | IX(B)                  | Details of Total Collection of which Medium Term (Category Wise) during 2002-03.   | 16           |

## C O N T E N T S

| Sl. No. | Table No. | P A R T I C U L A R S   | Page No. |
|---------|-----------|---|----------|
| 14.     | X(A)      | Details of Total Overdues of which Short Term (Category Wise ) during 2002-03.  | 17       |
| 15.     | X(B)      | Details of Total Overdues of which Medium Term (Category Wise) during 2002-03.  | 18       |
| 16.     | XI(A)     | Details of Percentage of Overdues to Demand for Total and Short Term (Category Wise) during 2002-03.  | 19       |
| 17.     | XI(B)     | Details of Percentage of Overdues to Demand for Total and Medium Term (Category Wise) during 2002-03.   | 20       |
| 18.     | XII       | Details of Purpose Wise Loans Issued and Loans Outstanding during 2002-03.  | 21       |
| 19.     | XIII      | Details of Purpose Wise Demand and Collection during 2002-03.   | 22       |
| 20.     | XIV       | Details of Purpose Wise Balances (Overdues) and percentage of Overdues to Demand during 2002-03.  | 23       |
| 21.     | XV        | Details of Societies in Profit & Loss, Number of Societies having their own Godowns with its Capacity and Number of Villages covered by the Societies during 2002-03. | 24       |
| 22.     | XVI       | Details of Staffing Pattern of Societies during 2002-03.  | 25       |
| 23.     | XVII      | Details of Total Cultivated, Uncultivated Lands and Total Population during 2002-03.  | 26       |
| 24      | XVIII     | Total Number of Villages and Blocks with number of Villages covered by PACS during 2002-03.   | 27       |
| 25.     | -         | Graphic Presentation  | 28-41    |

**PRIMARY AGRICULTURAL CREDIT SOCIETY**  
(ALL INDIA POSITION)

**TABLE - I**

**STATEMENT SHOWING ALL INDIA POSITION OF PRIMARY AGRICULTURAL CREDIT SOCIETIES  
INCLUDING FSS & LAMPS IN RESPECT OF MAIN ITEMS AT A GLANCE FROM  
1993-94 to 2002-03**

(As on 31st March)

(Membership & Borrowers in 000)

(Rs. in Lakhs)

| Sl. No.. | Main Items<br>(All India Position) | 1993-94   | 1994-95   | 1995-96   | 1996-97   | 1997-98   | 1998-99   | 1999-00   | 2000-01   | 2001-02   | 2002-03   |
|----------|------------------------------------|-----------|-----------|-----------|-----------|-----------|-----------|-----------|-----------|-----------|-----------|
| 1        |                                    | 2         | 3         | 4         | 5         | 6         | 7         | 8         | 9         | 10        | 11        |
| 1.       | Number of Societies                | 91,592    | 91,110    | 92,327    | 91,588    | 92,838    | 95,156    | 101,546   | 98,843    | 98,247    | 112,309   |
| 2.       | Total Membership                   | 88,989    | 90,621    | 90,472    | 80,258    | 80,205    | 89,568    | 108,627   | 99,918    | 102,141   | 123,552   |
|          | a. S. C. Membership                | 14,011    | 14,408    | 14,034    | 14,595    | 14,240    | 13,573    | 19,171    | 13,616    | 13,732    | 33,184    |
|          | b. S. T. Membership                | 12,535    | 9,085     | 8,731     | 8,708     | 8,513     | 8,836     | 9,597     | 8,480     | 10,064    | 12,021    |
| 3.       | Paid up Capital                    | 190,222   | 199,779   | 210,421   | 226,506   | 250,337   | 280,594   | 363,324   | 388,352   | 438,953   | 495,339   |
|          | a. Govt. Contribution              | 28,061    | 30,445    | 31,515    | 34,230    | 35,038    | 39,594    | 46,501    | 53,598    | 50,399    | 61,867    |
| 4.       | Total Reserves                     | 79,201    | 141,409   | 183,908   | 198,519   | 216,931   | 209,407   | 170,513   | 171,023   | 246,550   | 324,459   |
| 5.       | Owned Funds (3+4)                  | 269,423   | 341,188   | 394,329   | 425,025   | 467,269   | 490,001   | 533,837   | 559,375   | 685,503   | 819,798   |
| 6.       | Total Deposits                     | 210,235   | 296,177   | 378,985   | 510,809   | 527,919   | 706,170   | 1,245,855 | 1,348,107 | 1,484,570 | 1,912,023 |
| 7.       | Total Borrowings                   | 911,664   | 1,017,653 | 1,138,113 | 1,210,607 | 1,216,419 | 1,732,644 | 2,234,962 | 2,588,966 | 2,947,508 | 3,027,791 |
| 8.       | Total Resources(5+6+7)             | 1,391,322 | 1,655,018 | 1,911,427 | 2,146,441 | 2,211,607 | 2,928,815 | 4,014,654 | 4,496,449 | 5,117,581 | 575,961   |
| 9.       | Working Capital                    | 1,557,889 | 1,805,198 | 2,019,119 | 2,277,367 | 2,419,700 | 3,176,544 | 4,271,013 | 5,386,747 | 5,190,490 | 6,114,243 |
| 10.      | Total No. of Borrowers             | 50,528    | 38,047    | 47,710    | 43,496    | 43,073    | 51,643    | 42,962    | 46,533    | 55,545    | 63,880    |
|          | a. S. C.                           | 21,361    | 4,430     | 5,273     | 4,756     | 4,791     | 6,152     | 5,580     | 7,434     | 7,363     | 11,499    |
|          | b. S.T.                            | 1,831     | 1,627     | 2,316     | 2,861     | 2,668     | 2,453     | 2,444     | 2,546     | 4,103     | 8,070     |
| 11.      | Total Loans Issued                 | 751,070   | 1,079,471 | 1,273,209 | 1,360,589 | 1,372,399 | 1,776,780 | 2,366,186 | 2,569,831 | 3,076,999 | 3,399,586 |
|          | a. Short Term                      | 672,922   | 951,732   | 1,078,953 | 1,134,432 | 1,187,988 | 1,561,506 | 1,988,427 | 2,124,497 | 2,505,057 | 2,719,992 |
|          | b. Medium Term                     | 78,148    | 127,739   | 194,256   | 226,157   | 184,411   | 215,274   | 377,759   | 445,334   | 571,942   | 679,594   |
| 12.      | Total Loans Outstanding            | 1,053,458 | 1,214,109 | 1,446,277 | 1,600,788 | 1,712,162 | 2,130,109 | 2,854,636 | 3,452,233 | 4,077,940 | 4,241,124 |
|          | a. Short Term                      | 839,719   | 948,204   | 1,133,124 | 1,243,299 | 1,418,366 | 1,545,176 | 2,060,996 | 2,403,190 | 2,766,643 | 2,910,662 |
|          | b. Medium Term                     | 213,739   | 265,905   | 313,153   | 357,490   | 293,796   | 584,933   | 793,640   | 1,049,044 | 1,311,297 | 1,330,462 |
| 13.      | Total Balance (Overdues)           | 977,147   | 1,249,073 | 1,414,059 | 1,760,830 | 1,784,606 | 2,093,538 | 2,679,781 | 2,876,407 | 3,407,721 | 4,034,070 |
| 14.      | Total Collectio                    | 558,814   | 825,086   | 923,477   | 1,147,190 | 1,155,221 | 1,361,817 | 1,731,339 | 1,872,619 | 2,300,994 | 2,505,133 |
| 15.      | Total Overdues                     | 418,333   | 423,987   | 490,582   | 613,640   | 629,384   | 731,721   | 948,442   | 1,003,789 | 1,106,727 | 1,542,323 |
|          | a. Short Term                      | 310,295   | 336,677   | 371,831   | 456,515   | 478,954   | 566,484   | 723,515   | 768,528   | 817,218   | 1,164,474 |
|          | b. Medium Term                     | 108,038   | 87,310    | 118,751   | 157,125   | 150,431   | 165,236   | 224,927   | 235,260   | 289,509   | 377,949   |
| 16.      | Total Percentages                  | 42.81     | 33.94     | 34.69     | 34.85     | 32.27     | 34.95     | 35.39     | 34.90     | 32.48     | 38.23     |
| 17.      | Number of Staff                    | 0         | 0         | 0         | 0         | 113,938   | 171,550   | 203,842   | 207,453   | 206,505   | 261,463   |

**PRIMARY AGRICULTURAL CREDIT SOCIETIES**

(Region Wise)

**TABLE - I(A)  
DETAILS OF PRIMARY AGRICULTURAL CREDIT SOCIETIES  
AND MEMBERSHIP REGION WISE DURING 2002-03**

(AS ON 31ST MARCH)

(NUMBERS)

(IN 000)

| SR. NO. | NAME OF THE REGION                                  | TOTAL NO. OF PACS         | VIABLE                   | POTENTIALLY VIABLE       | DORMENT                 | DEFUNCT                 | OTHER & MARGINAL FARMERS | TOTAL MEMBERSHIP (000)       | SCHEDULED CASTE             | SCHEDULED TRIBES            | SMALL FARMERS               | RURAL ARTISANS             | OTHERS MARGINAL FARMERS     |
|---------|---|---------------------------|--------------------------|--------------------------|-------------------------|-------------------------|--------------------------|------------------------------|-----------------------------|-----------------------------|-----------------------------|----------------------------|-----------------------------|
|         | 1   | 2                         | 3                        | 4                        | 5                       | 6                       | 7                        | 8                            | 9                           | 10                          | 11                          | 12                         | 13                          |
| 1       | Central Region<br>(Percentage Share in Total)       | 13,705<br>12.20           | 10,271<br>14.73          | 2,725<br>8.16            | 414<br>10.40            | 163<br>8.66             | 132<br>3.94              | 7,793.58<br>100.00           | 2,917.83<br>8.79            | 1,124.31<br>9.35            | 2,256.77<br>5.19            | 236.60<br>3.15             | 1,258.07<br>4.60            |
| 2       | Eastern Region<br>(Percentage Share in Total)       | 30,254<br>26.94           | 19,045<br>27.31          | 9,433<br>28.26           | 669<br>16.81            | 651<br>34.59            | 456<br>13.62             | 46,124.52<br>85.55           | 18,211.13<br>54.88          | 5,143.89<br>42.79           | 13,938.73<br>32.07          | 2,209.23<br>29.37          | 6,621.54<br>24.19           |
| 3       | North-Eastern Region<br>(Percentage Share in Total) | 3,538<br>3.15             | 1,686<br>2.42            | 643<br>1.93              | 698<br>17.54            | 419<br>22.26            | 92<br>2.75               | 4,010.59<br>6.92             | 600.55<br>1.81              | 812.20<br>6.76              | 1,094.14<br>2.52            | 153.19<br>2.04             | 1,350.51<br>4.93            |
| 4       | Northern Region<br>(Percentage Share in Total)      | 17,315<br>15.42           | 11,565<br>16.59          | 4,407<br>13.20           | 683<br>17.17            | 295<br>15.67            | 365<br>10.90             | 15,804.99<br>21.44           | 4,807.42<br>14.49           | 1,821.35<br>15.15           | 3,844.89<br>8.85            | 2,245.77<br>29.86          | 3,085.56<br>11.27           |
| 5       | Southern Region<br>(Percentage Share in Total)      | 15,894<br>14.15           | 8,257<br>11.84           | 5,022<br>15.05           | 605<br>15.20            | 217<br>11.53            | 1,793<br>53.55           | 37,367.69<br>33.63           | 5,522.84<br>16.64           | 2,128.67<br>17.71           | 16,691.01<br>38.41          | 1,992.09<br>26.49          | 11,033.08<br>40.31          |
| 6       | Western Region<br>(Percentage Share in Total)       | 31,603<br>28.14           | 18,901<br>27.11          | 11,145<br>33.39          | 910<br>22.87            | 137<br>7.28             | 510<br>15.23             | 12,450.64<br>10.08           | 1,123.77<br>3.39            | 990.44<br>8.24              | 5,631.83<br>12.96           | 684.16<br>9.10             | 4,020.44<br>14.69           |
|         | <b>ALL INDIA TOTAL :<br/>Percentage (%)</b>         | <b>112,309<br/>100.00</b> | <b>69,725<br/>100.00</b> | <b>33,375<br/>100.00</b> | <b>3,979<br/>100.00</b> | <b>1,882<br/>100.00</b> | <b>3,348<br/>100.00</b>  | <b>123,552.01<br/>100.00</b> | <b>33,183.54<br/>100.00</b> | <b>12,020.86<br/>100.00</b> | <b>43,457.37<br/>100.00</b> | <b>7,521.04<br/>100.00</b> | <b>27,369.20<br/>100.00</b> |

N.B. : Northern Region consists of Chandigarh, Haryana, Himachal Pradesh, Jammu & Kashmir, Punjab and Rajasthan States

N.B. : Central Region consists Delhi, Madhya Pradesh, Chhattisgarh, Uttar Pradesh & Uttaranchal States

N. B. : Northern Eastern Region Consists Assam, Arunachal Pradesh, Manipur, Meghalaya, Mizoram, Nagaland, Tripura and Sikkim States

N.B. : Western Region consists Gujarat, Goa, Daman & Diu and Maharashtra States

N.B. : Eastern Region consists Bihar, Jharkhand, Orissa and West Bengal State

N.B. : Southern Region consists Andhra Pradesh, Karnataka, Kerala, Pondicheery, Tamil Nadu and Andaman & Nicobar and Dadar & Nagar Haveli States

**PRIMARY AGRICULTURAL CREDIT SOCIETIES**

(Region Wise)

**TABLE - I(B)  
REGION WISE DETAILS OF MAIN ITEMS OF PACS  
AND TYPE OF BORROWERS DURING 2002-03**

(AS ON 31ST MARCH)

(Rs. in Lakh)

(IN 000)

| Sr. No. | NAME OF THE REGION                                  | PAID UP SHARE CAPITAL     | GOVT.                    | TOTAL RESERVES            | TOTAL DEPOSITS              | TOTAL BORROWINGS            | WORKING CAPITAL             | TOTAL NO OF BORROWERS       | SCHEDULED CASTE             | SCHEDULED TRIBES           | SMALL FARMERS               | RURAL ARTISANS             | OTHERS BORROWERS            |
|---------|---|---------------------------|--------------------------|---------------------------|-----------------------------|-----------------------------|-----------------------------|-----------------------------|-----------------------------|----------------------------|-----------------------------|----------------------------|-----------------------------|
|         | 1   | 14                        | 15                       | 16                        | 17                          | 18                          | 19                          | 20                          | 21                          | 22                         | 23                          | 24                         | 25                          |
| 1       | Central Region<br>(Percentage Share in Total)       | 45,500<br>9.19            | 9,361<br>15.13           | 9,471<br>2.92             | 44,251<br>2.31              | 297,467<br>9.82             | 432,298<br>7.07             | 7,086.00<br>0.00            | 971.00<br>8.44              | 1,029.00<br>12.75          | 789.00<br>4.59              | 150.00<br>4.94             | 4,146.00<br>17.44           |
| 2       | Eastern Region<br>(Percentage Share in Total)       | 57,135<br>11.53           | 17,284<br>27.94          | 102,474<br>31.58          | 298,194<br>15.60            | 327,697<br>10.82            | 836,105<br>13.67            | 11,484.00<br>0.50           | 1,578.00<br>13.72           | 1,157.00<br>14.34          | 2,756.00<br>16.02           | 241.00<br>7.93             | 5,748.00<br>24.17           |
| 3       | North-Eastern Region<br>(Percentage Share in Total) | 5,471<br>1.10             | 3,841<br>6.21            | 2,611<br>0.80             | 13,563<br>0.71              | 45,946<br>1.52              | 77,428<br>1.27              | 311.00<br>0.00              | 48.00<br>0.42               | 40.00<br>0.50              | 182.00<br>1.06              | 5.00<br>0.16               | 35.00<br>0.15               |
| 4       | Northern Region<br>(Percentage Share in Total)      | 83,472<br>16.85           | 11,795<br>19.07          | 21,102<br>6.50            | 133,168<br>6.96             | 433,916<br>14.33            | 947,532<br>15.50            | 7,939.00<br>0.00            | 887.00<br>7.71              | 755.00<br>9.36             | 3,048.00<br>17.71           | 313.00<br>10.30            | 2,932.00<br>12.33           |
| 5       | Southern Region<br>(Percentage Share in Total)      | 158,723<br>32.04          | 16,725<br>27.03          | 118,122<br>36.41          | 1,290,528<br>67.50          | 1,113,606<br>36.78          | 2,576,254<br>42.14          | 23,940.00<br>0.02           | 2,857.00<br>24.85           | 1,133.00<br>14.04          | 8,164.00<br>47.45           | 2,230.00<br>73.38          | 9,275.00<br>39.01           |
| 6       | Western Region<br>(Percentage Share in Total)       | 145,038<br>29.28          | 2,861<br>4.62            | 70,679<br>21.78           | 132,319<br>6.92             | 809,159<br>26.72            | 1,244,626<br>20.36          | 13,120.00<br>0.00           | 5,158.00<br>44.86           | 3,956.00<br>49.02          | 2,267.00<br>13.18           | 100.00<br>3.29             | 1,642.00<br>6.91            |
|         | <b>ALL INDIA TOTAL :<br/>Percentage (%)</b>         | <b>495,339<br/>100.00</b> | <b>61,867<br/>100.00</b> | <b>324,459<br/>100.00</b> | <b>1,912,023<br/>100.00</b> | <b>3,027,791<br/>100.00</b> | <b>6,114,243<br/>100.00</b> | <b>63,880.00<br/>100.00</b> | <b>11,499.00<br/>100.00</b> | <b>8,070.00<br/>100.00</b> | <b>17,206.00<br/>100.00</b> | <b>3,039.00<br/>100.00</b> | <b>23,778.00<br/>100.00</b> |

N.B. : Northern Region consists of Chandigarh, Haryana, Himachal Pradesh, Jammu & Kashmir, Punjab and Rajasthan States

N.B. : Central Region consists Delhi, Madhya Pradesh, Chhattisgarh, Uttar Pradesh & Uttaranchal States

N. B. : Northern Eastern Region Consists Assam, Arunachal Pradesh, Manipur, Meghalaya, Mizoram, Nagaland, Tripura and Sikkim States

N.B : Western Region consists Gujarat, Goa, Daman & Diu and Maharashtra States

N.B. :Eastern Region consists Bihar, Jharkhand, Orissa and West Bengal State

N.B. : Southern Region consists Andhra Pradesh, Karnataka, Kerala, Pondicheery, Tamil Nadu and Andaman & Nicobar and Dadar & Nagar Haveli States



**PRIMARY AGRICULTURAL CREDIT SOCIETIES**

(Region Wise)

**TABLE - I(C)**  
**REGION WISE DETAILS OF MAIN ITEMS OF PACS**  
**OTHER DETAILS OF THE SOCIETY DURING 2002-03**

(AS ON 31ST MARCH)

(Rs. In Lakhs)

(NUMBER)

| SR. NO. | NAME OF THE REGION                                  | TOTAL LOANS & ADVANCES ISSUED  | TOTAL LOANS & ADVS OUTSTS.     | TOTAL DEMAND                   | TOTAL COLLETN.                 | TOTAL BALANCES (OVERDUES)      | (% OF OVRS. TO DEMAND) | NUMBER OF SOCIETIES IN   |                          | SOCIETIES HAVING OWN GODOWNS (NOS.) | NO. OF VILLAGES COVERED BY PACS | TOTAL NO. OF STAFF        | FULL TIME PAID SECRETARY | TOTAL POPULN. IN THE STATE (000) |
|---------|---|--------------------------------|--------------------------------|--------------------------------|--------------------------------|--------------------------------|------------------------|--------------------------|--------------------------|-------------------------------------|---------------------------------|---------------------------|--------------------------|----------------------------------|
|         |   |                                |                                |                                |                                |                                |                        | PROFIT NO.               | LOSS NO.                 |                                     |                                 |                           |                          |                                  |
|         | 1   | 26                             | 27                             | 28                             | 29                             | 30                             | 31                     | 32                       | 33                       | 34                                  | 35                              | 36                        | 37                       | 38                               |
| 1       | Central Region<br>(Percentage Share in Total)       | 198,714.37<br>5.85             | 332,417.67<br>7.84             | 326,332.44<br>8.09             | 180,309.83<br>7.20             | 146,022.76<br>9.47             | 44.75<br>0.00          | 6,623<br>7.95            | 4,381<br>8.17            | 12,219<br>19.04                     | 171,121<br>22.09                | 25,853<br>9.89            | 4,248<br>5.77            | 206,391<br>17.78                 |
| 2       | Eastern Region<br>(Percentage Share in Total)       | 389,132.55<br>11.45            | 454,012.66<br>10.71            | 482,099.23<br>11.95            | 301,529.35<br>12.04            | 180,569.88<br>11.71            | 37.45<br>0.00          | 47,895<br>57.46          | 16,406<br>30.59          | 14,551<br>22.67                     | 300,091<br>38.75                | 53,273<br>20.37           | 23,028<br>31.29          | 446,400<br>38.45                 |
| 3       | North-Eastern Region<br>(Percentage Share in Total) | 37,666.61<br>1.11              | 54,751.33<br>1.29              | 37,729.03<br>0.94              | 18,012.13<br>0.72              | 19,716.90<br>1.28              | 52.26<br>0.00          | 495<br>0.59              | 871<br>1.62              | 932<br>1.45                         | 32,045<br>4.14                  | 13,719<br>5.25            | 823<br>1.12              | 15,647<br>1.35                   |
| 4       | Northern Region<br>(Percentage Share in Total)      | 779,841.38<br>22.94            | 664,322.72<br>15.66            | 842,360.58<br>20.88            | 633,765.01<br>25.30            | 221,599.71<br>14.37            | 26.31<br>0.00          | 9,563<br>11.47           | 6,723<br>12.54           | 14,401<br>22.43                     | 120,394<br>15.54                | 39,141<br>14.97           | 13,656<br>18.56          | 131,241<br>11.30                 |
| 5       | Southern Region<br>(Percentage Share in Total)      | 1,435,792.40<br>42.23          | 1,926,994.58<br>45.44          | 1,530,520.41<br>37.94          | 949,388.67<br>37.90            | 581,513.60<br>37.70            | 37.99<br>0.00          | 4,334<br>5.20            | 10,212<br>19.04          | 11,536<br>17.97                     | 73,750<br>9.52                  | 86,440<br>33.06           | 14,203<br>19.30          | 218,103<br>18.79                 |
| 6       | Western Region<br>(Percentage Share in Total)       | 558,439.08<br>16.43            | 808,625.46<br>19.07            | 815,028.15<br>20.20            | 422,128.18<br>16.85            | 392,899.97<br>25.47            | 48.21<br>0.00          | 14,439<br>17.32          | 15,033<br>28.03          | 10,553<br>16.44                     | 77,127<br>9.96                  | 43,037<br>16.46           | 17,631<br>23.96          | 143,212<br>12.34                 |
|         | <b>ALL INDIA TOTAL :<br/>Percentage (%)</b>         | <b>3,399,586.39<br/>100.00</b> | <b>4,241,124.42<br/>100.00</b> | <b>4,034,069.84<br/>100.00</b> | <b>2,505,133.17<br/>100.00</b> | <b>1,542,322.82<br/>100.00</b> | <b>38.23<br/>0.00</b>  | <b>83,349<br/>100.00</b> | <b>53,626<br/>100.00</b> | <b>64,192<br/>100.00</b>            | <b>774,528<br/>100.00</b>       | <b>261,463<br/>100.00</b> | <b>73,589<br/>100.00</b> | <b>1,160,994<br/>100.00</b>      |

N.B. : Northern Region consists of Chandigarh, Haryana, Himachal Pradesh, Jammu & Kashmir, Punjab and Rajasthan States

N.B. : Central Region consists Delhi, Madhya Pradesh and Uttar Pradesh States

N. B. : Northern Eastern Region Consists Assam, Arunachal Pradesh, Manipur, Meghalaya, Mizoram, Nagaland, Tripura and Sikkim States

N.B. : Western Region consists Gujarat, Goa, Daman & Diu and Maharashtra States

N.B. : Eastern Region consists Bihar, Orissa and West Bengal States

N.B. : Southern Region consists Andhra Pradesh, Karnataka, Kerala, Pondicheery, Tamil Nadu and Andaman & Nicobar and Dadar & Nagar Haveli States

## PRIMARY AGRICULTURAL CREDIT SOCIETIES

**TABLE - II**  
**DETAILS OF PRIMARY AGRICULTURAL CREDIT SOCIETIES**  
**(TOTAL AND TYPE -WISE)**

DURING - 2002-03

(AS ON 31ST MARCH)

(NUMBERS)

| SL NO | NAME OF THE STATES/<br>UNION TERRITORIES | VIABLE        | POTENTIALY<br>VIABLE | DORMENT      | DEFUNCT      | OTHERS       | TOTAL NO.<br>OF PACS<br>(2 to 6) |
|-------|--|---------------|----------------------|--------------|--------------|--------------|----------------------------------|
|       | 1  | 2             | 3                    | 4            | 5            | 6            | 7                                |
| 1     | ANDAMAN AND NICOBA                       | 37            | 8                    | 0            | 0            | 0            | 45                               |
| 2     | ANDHRA PRADESH                           | 2,445         | 1,382                | 36           | 2            | 494          | 4,359                            |
| 3     | ARUNACHAL PRADESH                        | 31            | 0                    | 0            | 0            | 0            | 31                               |
| 4     | ASSAM                                    | 583           | 170                  | 5            | 39           | 12           | 809                              |
| 5     | BIHAR                                    | 4,215         | 2,842                | 0            | 0            | 0            | 7,057                            |
| 6     | CHANDIGARH                               | 17            | 0                    | 0            | 0            | 15           | 32                               |
| 7     | DADRANAGAR HAVELI                        | 7             | 0                    | 0            | 0            | 1            | 8                                |
| 8     | DELHI                                    | 0             | 0                    | 0            | 0            | 0            | 0                                |
| 9     | GOA                                      | 72            | 11                   | 4            | 0            | 0            | 87                               |
| 10    | GUJARAT                                  | 4,672         | 2,699                | 648          | 93           | 64           | 8,176                            |
| 11    | HARYANA                                  | 2,176         | 242                  | 0            | 0            | 0            | 2,418                            |
| 12    | HIMACHAL PRADESH                         | 472           | 1,562                | 34           | 0            | 36           | 2,104                            |
| 13    | JAMMU AND KASHMIR                        | 183           | 113                  | 25           | 104          | 0            | 425                              |
| 14    | KARNATAKA                                | 2,573         | 1,014                | 193          | 73           | 241          | 4,094                            |
| 15    | KERALA                                   | 1,497         | 349                  | 54           | 10           | 51           | 1,961                            |
| 16    | MADHYA PRADESH                           | 3,096         | 1,371                | 3            | 0            | 98           | 4,568                            |
| 17    | MAHARASHTRA                              | 14,157        | 8,435                | 258          | 44           | 446          | 23,340                           |
| 18    | MANIPUR                                  | 186           | 0                    | 0            | 0            | 0            | 186                              |
| 19    | MEGHALAYA                                | 179           | 167                  | 12           | 0            | 0            | 358                              |
| 20    | MIZORAM                                  | 20            | 46                   | 19           | 0            | 80           | 165                              |
| 21    | NAGALAND                                 | 457           | 228                  | 655          | 379          | 0            | 1,719                            |
| 22    | ORISSA                                   | 2,673         | 1,088                | 45           | 6            | 52           | 3,864                            |
| 23    | PONDICHERRY                              | 37            | 13                   | 3            | 1            | 0            | 54                               |
| 24    | PUNJAB                                   | 3,198         | 267                  | 500          | 9            | 28           | 4,002                            |
| 25    | RAJASTHAN                                | 3,896         | 1,587                | 89           | 168          | 201          | 5,941                            |
| 26    | TAMIL NADU                               | 1,668         | 2,256                | 319          | 131          | 1,007        | 5,381                            |
| 27    | TRIPURA                                  | 230           | 32                   | 7            | 1            | 0            | 270                              |
| 28    | UTTAR PRADESH                            | 7,115         | 1,269                | 382          | 163          | 0            | 8,929                            |
| 29    | WEST BENGAL                              | 12,157        | 5,503                | 624          | 645          | 404          | 19,333                           |
| 30    | CHHATTISGARH                             | 1,405         | 444                  | 20           | 0            | 70           | 1,939                            |
| 31    | JHARKHAND                                | 60            | 85                   | 29           | 0            | 34           | 208                              |
| 32    | UTTARANCHAL                              | 211           | 192                  | 15           | 14           | 14           | 446                              |
|       | <b>ALL INDIA TOTAL</b>                   | <b>69,725</b> | <b>33,375</b>        | <b>3,979</b> | <b>1,882</b> | <b>3,348</b> | <b>112,309</b>                   |

NAFSCOB

NAVI MUMBAI

PRIMARY AGRICULTURAL CREDIT SOCIETIES

**TABLE - III**  
**DETAILS OF TOTAL MEMBERSHIP OF PRIMARY AGRICULTURAL CREDIT SOCIETIES**  
**(TOTAL AND TYPE -WISE)**  
**DURING - 2002-03**

(AS ON 31ST MARCH)

(IN 000)

| SL NO | NAME OF THE STATES/<br>UNION TERRITORIES | SCHEDULED<br>CASTE<br>(S/C) | SCHEDULED<br>TRIBES<br>(S/T) | SMALL<br>FARMERS | RURAL<br>ARTISANS | OTHERS &<br>MARGINAL<br>FARMERS | TOTAL<br>MEMBER-<br>SHIP(8 to 12) |
|-------|--|-----------------------------|------------------------------|------------------|-------------------|---------------------------------|-----------------------------------|
|       | 1  | 8                           | 9                            | 10               | 11                | 12                              | 13                                |
| 1     | ANDAMAN AND NICOBAR                      | 0.00                        | 0.00                         | 11.00            | 0.00              | 0.00                            | 11.00                             |
| 2     | ANDHRA PRADESH                           | 1,840.95                    | 1,278.70                     | 5,785.11         | 597.99            | 3,151.80                        | 12,654.55                         |
| 3     | ARUNACHAL PRADESH                        | 18.00                       | 0.00                         | 0.00             | 0.00              | 0.00                            | 18.00                             |
| 4     | ASSAM                                    | 415.58                      | 487.34                       | 821.30           | 114.19            | 1,255.51                        | 3,093.92                          |
| 5     | BIHAR                                    | 710.00                      | 520.00                       | 3,281.00         | 297.00            | 1,504.00                        | 6,312.00                          |
| 6     | CHANDIGARH                               | 0.01                        | 0.00                         | 0.05             | 1.00              | 1.00                            | 2.06                              |
| 7     | DADRANAGAR HAVELI                        | 0.00                        | 11.00                        | 0.00             | 1.00              | 0.00                            | 12.00                             |
| 8     | DELHI                                    | 0.00                        | 0.00                         | 0.00             | 0.00              | 0.00                            | 0.00                              |
| 9     | GOA                                      | 0.00                        | 0.00                         | 0.00             | 0.00              | 78.00                           | 78.00                             |
| 10    | GUJARAT                                  | 120.29                      | 360.76                       | 715.66           | 319.07            | 1,018.14                        | 2,533.92                          |
| 11    | HARYANA                                  | 566.00                      | 0.00                         | 894.00           | 268.00            | 875.00                          | 2,603.00                          |
| 12    | HIMACHAL PRADESH                         | 269.00                      | 36.00                        | 547.00           | 48.00             | 90.00                           | 990.00                            |
| 13    | JAMMU AND KASHMIR                        | 0.35                        | 0.19                         | 62.63            | 9.07              | 1.25                            | 73.49                             |
| 14    | KARNATAKA                                | 1,011.47                    | 510.29                       | 1,915.41         | 219.62            | 1,750.04                        | 5,406.83                          |
| 15    | KERALA                                   | 1,072.54                    | 118.30                       | 4,810.79         | 974.90            | 3,513.68                        | 10,490.21                         |
| 16    | MADHYA PRADESH                           | 649.71                      | 987.18                       | 1,825.25         | 236.60            | 1,225.73                        | 4,924.47                          |
| 17    | MAHARASHTRA                              | 1,003.48                    | 629.68                       | 4,916.17         | 365.09            | 2,924.30                        | 9,838.72                          |
| 18    | MANIPUR                                  | 22.00                       | 49.00                        | 20.00            | 34.00             | 3.00                            | 128.00                            |
| 19    | MEGHALAYA                                | 83.97                       | 0.00                         | 0.00             | 0.00              | 0.00                            | 83.97                             |
| 20    | MIZORAM                                  | 0.00                        | 120.02                       | 0.00             | 0.00              | 0.00                            | 120.02                            |
| 21    | NAGALAND                                 | 0.00                        | 6.84                         | 6.84             | 0.00              | 0.00                            | 13.68                             |
| 22    | ORISSA                                   | 15,043.42                   | 1,814.16                     | 3,187.42         | 1,216.58          | 856.20                          | 22,117.78                         |
| 23    | PONDICHERY                               | 11.40                       | 0.03                         | 19.32            | 26.93             | 15.43                           | 73.11                             |
| 24    | PUNJAB                                   | 419.00                      | 0.00                         | 0.00             | 1,537.00          | 116.00                          | 2,072.00                          |
| 25    | RAJASTHAN                                | 823.42                      | 677.86                       | 1,090.27         | 306.66            | 1,646.11                        | 4,544.32                          |
| 26    | TAMIL NADU                               | 1,586.48                    | 221.35                       | 4,149.38         | 172.65            | 2,602.13                        | 8,731.99                          |
| 27    | TRIPURA                                  | 61.00                       | 149.00                       | 246.00           | 5.00              | 92.00                           | 553.00                            |
| 28    | UTTAR PRADESH                            | 2,230.00                    | 117.00                       | 401.00           | 0.00              | 0.00                            | 2,748.00                          |
| 29    | WEST BENGAL                              | 2,457.71                    | 2,809.73                     | 7,470.31         | 695.65            | 4,261.34                        | 17,694.74                         |
| 30    | CHHATTISGARH                             | 499.64                      | 979.30                       | 849.94           | 75.04             | 356.20                          | 2,760.12                          |
| 31    | JHARKHAND                                | 38.12                       | 20.13                        | 30.52            | 0.00              | 32.34                           | 121.11                            |
| 32    | UTTARANCHAL                              | 2,230.00                    | 117.00                       | 401.00           | 0.00              | 0.00                            | 2,748.00                          |
|       | <b>ALL INDIA TOTAL</b>                   | <b>33,183.54</b>            | <b>12,020.86</b>             | <b>43,457.37</b> | <b>7,521.04</b>   | <b>27,369.20</b>                | <b>123,552.01</b>                 |

NAFSCOB

NAVI MUMBAI

PRIMARY AGRICULTURAL CREDIT SOCIETIES

TABLE - IV  
PAID UP SHARE CAPITAL, RESERVES, DEPOSITS, BORROWINGS AND WORKING CAPITAL

DURING - 2002-03

(AS ON 31ST MARCH)

(RS. IN LAKHS)

| SL NO | NAME OF THE STATES/<br>UNION TERRITORIES | PAID UP<br>SHARE<br>CAPITAL | GOVT.            | RESERVES          | TOTAL<br>DEPOISTS   | TOTAL<br>BORROWINGS | WORKING<br>CAPITAL  |
|-------|--|-----------------------------|------------------|-------------------|---------------------|---------------------|---------------------|
|       | 1  | 14                          | 15               | 16                | 17                  | 18                  | 19                  |
| 1     | ANDAMAN AND NICOBAR                      | 40.00                       | 10.00            | 7.00              | 20.00               | 45.00               | 195.00              |
| 2     | ANDHRA PRADESH                           | 44,158.00                   | 1,232.00         | 14,240.00         | 75,890.00           | 493,746.00          | 490,065.00          |
| 3     | ARUNACHAL PRADESH                        | 105.00                      | 79.00            | 156.00            | 0.00                | 411.00              | 1,636.00            |
| 4     | ASSAM                                    | 1,300.00                    | 996.00           | 888.00            | 508.00              | 1,888.00            | 7,533.00            |
| 5     | BIHAR                                    | 4,652.00                    | 2,819.00         | 491.00            | 1,382.00            | 34,346.00           | 40,870.00           |
| 6     | CHANDIGARH                               | 6.00                        | 2.00             | 2.00              | 6.00                | 2.00                | 18.00               |
| 7     | DADRANAGAR HAVELI                        | 12.00                       | 4.00             | 15.00             | 0.00                | 0.00                | 64.00               |
| 8     | DELHI                                    | 0.00                        | 0.00             | 0.00              | 0.00                | 0.00                | 0.00                |
| 9     | GOA                                      | 271.00                      | 93.00            | 265.00            | 1,515.00            | 587.00              | 3,983.00            |
| 10    | GUJARAT                                  | 34,739.00                   | 948.00           | 28,403.00         | 11,122.00           | 259,155.00          | 366,888.00          |
| 11    | HARYANA                                  | 23,682.00                   | 1,767.00         | 1,558.00          | 19,235.00           | 2,422.00            | 292,045.00          |
| 12    | HIMACHAL PRADESH                         | 4,565.00                    | 1,409.00         | 3,382.00          | 42,807.00           | 7,466.00            | 64,644.00           |
| 13    | JAMMU AND KASHMIR                        | 350.00                      | 178.00           | 37.00             | 50.00               | 2,723.00            | 4,070.00            |
| 14    | KARNATAKA                                | 26,348.00                   | 3,901.00         | 19,255.00         | 108,213.00          | 156,493.00          | 355,645.00          |
| 15    | KERALA                                   | 40,465.00                   | 5,570.00         | 43,537.00         | 716,000.00          | 113,755.00          | 832,856.00          |
| 16    | MADHYA PRADESH                           | 26,083.00                   | 5,038.00         | 6,644.00          | 36,163.00           | 200,042.00          | 304,848.00          |
| 17    | MAHARASHTRA                              | 110,028.00                  | 1,820.00         | 42,011.00         | 119,682.00          | 549,417.00          | 873,755.00          |
| 18    | MANIPUR                                  | 2,069.00                    | 1,685.00         | 178.00            | 6,500.00            | 37,157.00           | 45,904.00           |
| 19    | MEGHALAYA                                | 570.00                      | 164.00           | 8.00              | 39.00               | 587.00              | 1,271.00            |
| 20    | MIZORAM                                  | 112.00                      | 1.00             | 16.00             | 16.00               | 29.00               | 175.00              |
| 21    | NAGALAND                                 | 255.00                      | 101.00           | 283.00            | 6,419.00            | 904.00              | 11,246.00           |
| 22    | ORISSA                                   | 24,047.00                   | 5,423.00         | 15,857.00         | 215,766.00          | 125,927.00          | 440,121.00          |
| 23    | PONDICHERRY                              | 479.00                      | 312.00           | 410.00            | 3,087.00            | 938.00              | 4,914.00            |
| 24    | PUNJAB                                   | 17,445.00                   | 798.00           | 3,545.00          | 42,271.00           | 180,279.00          | 258,689.00          |
| 25    | RAJASTHAN                                | 25,765.00                   | 5,325.00         | 6,185.00          | 9,187.00            | 161,305.00          | 204,947.00          |
| 26    | TAMIL NADU                               | 47,233.00                   | 5,700.00         | 40,673.00         | 387,318.00          | 348,629.00          | 892,579.00          |
| 27    | TRIPURA                                  | 1,060.00                    | 815.00           | 1,082.00          | 81.00               | 4,970.00            | 9,663.00            |
| 28    | UTTAR PRADESH                            | 19,247.00                   | 4,250.00         | 2,784.00          | 6,820.00            | 97,076.00           | 125,927.00          |
| 29    | WEST BENGAL                              | 28,436.00                   | 9,042.00         | 86,126.00         | 81,046.00           | 167,424.00          | 355,114.00          |
| 30    | CHHATTISGARH                             | 10,397.00                   | 2,027.00         | 5,488.00          | 16,687.00           | 73,532.00           | 111,225.00          |
| 31    | JHARKHAND                                | 170.00                      | 73.00            | 43.00             | 1,268.00            | 349.00              | 1,523.00            |
| 32    | UTTARANCHAL                              | 1,250.00                    | 285.00           | 890.00            | 2,925.00            | 6,187.00            | 11,830.00           |
|       | <b>ALL INDIA TOTAL</b>                   | <b>495,339.00</b>           | <b>61,867.00</b> | <b>324,459.00</b> | <b>1,912,023.00</b> | <b>3,027,791.00</b> | <b>6,114,243.00</b> |

NAFSCOB

NAVI MUMBAI

## PRIMARY AGRICULTURAL CREDIT SOCIETIES

**TABLE - V**  
**TOTAL NUMBER OF BORROWERS AND ITS DETAILS**  
**(CATEGORY - WISE)**  
**DURING 2002-03**

(AS ON 31ST MARCH)

(IN 000)

| SL NO | NAME OF THE STATES/<br>UNION TERRITORIES | SCHEDULED<br>CASTE (S/C) | SCHEDULED<br>CASTE (S/T) | SMALL<br>FARMERS | RURAL<br>ARTISANS | OTHER<br>BORROWERS | TOTAL<br>BORROWERS<br>21 TO 25 |
|-------|--|--------------------------|--------------------------|------------------|-------------------|--------------------|--------------------------------|
|       | 1  | 20                       | 21                       | 22               | 23                | 24                 | 25                             |
| 1     | ANDAMAN AND NICOBAR                      | 0.00                     | 0.00                     | 8.00             | 0.00              | 0.00               | 8.00                           |
| 2     | ANDHRA PRADESH                           | 474.00                   | 255.00                   | 1,435.00         | 91.00             | 491.00             | 2,745.00                       |
| 3     | ARUNACHAL PRADESH                        | 0.00                     | 0.00                     | 0.00             | 0.00              | 0.00               | 0.00                           |
| 4     | ASSAM                                    | 18.00                    | 20.00                    | 22.00            | 5.00              | 17.00              | 83.00                          |
| 5     | BIHAR                                    | 23.00                    | 15.00                    | 0.00             | 0.00              | 55.00              | 93.00                          |
| 6     | CHANDIGARH                               | 0.00                     | 0.00                     | 0.00             | 0.00              | 1.00               | 1.00                           |
| 7     | DADRANAGAR HAVELI                        | 1.00                     | 0.00                     | 0.00             | 0.00              | 0.00               | 1.00                           |
| 8     | DELHI                                    | 0.00                     | 0.00                     | 0.00             | 0.00              | 0.00               | 0.00                           |
| 9     | GOA                                      | 0.00                     | 0.00                     | 0.00             | 0.00              | 0.00               | 0.00                           |
| 10    | GUJARAT                                  | 53.00                    | 132.00                   | 451.00           | 19.00             | 555.00             | 1,209.00                       |
| 11    | HARYANA                                  | 244.00                   | 0.00                     | 797.00           | 139.00            | 615.00             | 1,795.00                       |
| 12    | HIMACHAL PRADESH                         | 20.00                    | 0.00                     | 69.00            | 0.00              | 20.00              | 108.00                         |
| 13    | JAMMU AND KASHMIR                        | 0.00                     | 0.00                     | 1,211.00         | 44.00             | 0.00               | 1,256.00                       |
| 14    | KARNATAKA                                | 103.00                   | 54.00                    | 425.00           | 16.00             | 324.00             | 922.00                         |
| 15    | KERALA                                   | 1,600.00                 | 650.00                   | 3,244.00         | 1,839.00          | 7,227.00           | 14,562.00                      |
| 16    | MADHYA PRADESH                           | 403.00                   | 975.00                   | 784.00           | 150.00            | 673.00             | 2,986.00                       |
| 17    | MAHARASHTRA                              | 5,105.00                 | 3,824.00                 | 1,816.00         | 81.00             | 1,087.00           | 11,911.00                      |
| 18    | MANIPUR                                  | 16.00                    | 13.00                    | 153.00           | 0.00              | 18.00              | 200.00                         |
| 19    | MEGHALAYA                                | 14.00                    | 0.00                     | 0.00             | 0.00              | 0.00               | 14.00                          |
| 20    | MIZORAM                                  | 0.00                     | 0.00                     | 0.00             | 0.00              | 0.00               | 0.00                           |
| 21    | NAGALAND                                 | 0.00                     | 7.00                     | 7.00             | 0.00              | 0.00               | 14.00                          |
| 22    | ORISSA                                   | 523.00                   | 393.00                   | 673.00           | 40.00             | 4,610.00           | 6,241.00                       |
| 23    | PONDICHERRY                              | 3.00                     | 0.00                     | 18.00            | 1.00              | 22.00              | 43.00                          |
| 24    | PUNJAB                                   | 58.00                    | 0.00                     | 0.00             | 0.00              | 1,403.00           | 1,461.00                       |
| 25    | RAJASTHAN                                | 246.00                   | 204.00                   | 360.00           | 73.00             | 663.00             | 1,550.00                       |
| 26    | TAMIL NADU                               | 677.00                   | 174.00                   | 3,034.00         | 283.00            | 1,211.00           | 5,660.00                       |
| 27    | TRIPURA                                  | 0.00                     | 0.00                     | 0.00             | 0.00              | 0.00               | 0.00                           |
| 28    | UTTAR PRADESH                            | 566.00                   | 50.00                    | 0.00             | 0.00              | 3,462.00           | 4,078.00                       |
| 29    | WEST BENGAL                              | 1,032.00                 | 749.00                   | 2,083.00         | 201.00            | 1,083.00           | 5,150.00                       |
| 30    | CHHATTISGARH                             | 284.00                   | 537.00                   | 504.00           | 52.00             | 219.00             | 1,597.00                       |
| 31    | JHARKHAND                                | 2.00                     | 4.00                     | 5.00             | 0.00              | 11.00              | 22.00                          |
| 32    | UTTARANCHAL                              | 34.00                    | 14.00                    | 107.00           | 5.00              | 11.00              | 170.00                         |
|       | <b>ALL INDIA TOTAL</b>                   | <b>11,499.00</b>         | <b>8,070.00</b>          | <b>17,206.00</b> | <b>3,039.00</b>   | <b>23,778.00</b>   | <b>63,879.00</b>               |

NAFSCOB

NAVI MUMBAI

PRIMARY AGRICULTURAL CREDIT SOCIETIES

TABLE - VI(A)  
LOANS ISSUED - SHORT TERM  
(CATEGORY - WISE)  
DURING - 2002-03

(AS ON 31ST MARCH)

(RS. IN LAKHS)

| SL NO | NAME OF THE STATES/<br>UNION TERRITORIES | SHORT TERM LOANS ISSUED  |                          |                     | TOTAL<br>SHORT TERM<br>(26 TO 28) |
|-------|--|--------------------------|--------------------------|---------------------|-----------------------------------|
|       |  | SCHEDULED<br>CASTE (S/C) | SCHEDULED<br>CASTE (S/T) | OTHERS              |                                   |
|       | 1  | 26                       | 27                       | 28                  | 29                                |
| 1     | ANDAMAN AND NICOBAR                      | 0.00                     | 0.00                     | 45.00               | 45.00                             |
| 2     | ANDHRA PRADESH                           | 31,444.89                | 19,116.56                | 118,540.14          | 169,230.56                        |
| 3     | ARUNACHAL PRADESH                        | 0.00                     | 0.00                     | 0.00                | 0.00                              |
| 4     | ASSAM                                    | 82.64                    | 41.30                    | 153.50              | 277.44                            |
| 5     | BIHAR                                    | 587.72                   | 472.00                   | 0.00                | 1,059.72                          |
| 6     | CHANDIGARH                               | 0.00                     | 0.00                     | 2.70                | 2.70                              |
| 7     | DADRANAGAR HAVELI                        | 0.00                     | 1.00                     | 0.00                | 1.00                              |
| 8     | DELHI                                    | 0.00                     | 0.00                     | 0.00                | 0.00                              |
| 9     | GOA                                      | 0.00                     | 0.00                     | 505.54              | 505.54                            |
| 10    | GUJARAT                                  | 3,521.25                 | 10,804.86                | 187,984.74          | 202,310.85                        |
| 11    | HARYANA                                  | 17,244.56                | 0.00                     | 255,912.98          | 273,157.54                        |
| 12    | HIMACHAL PRADESH                         | 0.00                     | 0.00                     | 798.50              | 798.50                            |
| 13    | JAMMU AND KASHMIR                        | 83.08                    | 82.62                    | 267.29              | 432.99                            |
| 14    | KARNATAKA                                | 22,291.84                | 2,752.32                 | 117,371.94          | 142,416.10                        |
| 15    | KERALA                                   | 27,582.71                | 17,254.97                | 350,272.97          | 395,110.65                        |
| 16    | MADHYA PRADESH                           | 10,597.99                | 11,910.68                | 80,710.75           | 103,078.72                        |
| 17    | MAHARASHTRA                              | 5,578.64                 | 4,093.42                 | 259,347.17          | 269,019.23                        |
| 18    | MANIPUR                                  | 9,855.00                 | 7,578.00                 | 16,426.00           | 33,859.00                         |
| 19    | MEGHALAYA                                | 157.70                   | 0.00                     | 0.00                | 157.70                            |
| 20    | MIZORAM                                  | 0.00                     | 0.00                     | 0.00                | 0.00                              |
| 21    | NAGALAND                                 | 0.00                     | 156.86                   | 0.00                | 156.86                            |
| 22    | ORISSA                                   | 8,906.17                 | 7,514.31                 | 182,494.78          | 198,915.26                        |
| 23    | PONDICHERRY                              | 95.32                    | 6.71                     | 3,023.66            | 3,125.69                          |
| 24    | PUNJAB                                   | 0.00                     | 0.00                     | 268,688.67          | 268,688.67                        |
| 25    | RAJASTHAN                                | 19,519.44                | 10,861.68                | 76,258.24           | 106,639.36                        |
| 26    | TAMIL NADU                               | 40,627.88                | 629.33                   | 290,196.46          | 331,453.67                        |
| 27    | TRIPURA                                  | 0.00                     | 0.00                     | 218.50              | 218.50                            |
| 28    | UTTAR PRADESH                            | 8,821.84                 | 600.40                   | 69,157.76           | 78,580.00                         |
| 29    | WEST BENGAL                              | 11,447.62                | 9,710.39                 | 77,044.89           | 98,202.90                         |
| 30    | CHHATTISGARH                             | 4,726.97                 | 12,511.88                | 20,612.51           | 37,851.36                         |
| 31    | JHARKHAND                                | 0.00                     | 0.00                     | 0.00                | 0.00                              |
| 32    | UTTARANCHAL                              | 442.84                   | 758.37                   | 3,495.35            | 4,696.56                          |
|       | <b>ALL INDIA TOTAL</b>                   | <b>223,616.10</b>        | <b>116,857.66</b>        | <b>2,379,530.04</b> | <b>2,719,992.07</b>               |

NAFSCOB

NAVI MUMBAI

PRIMARY AGRICULTURAL CREDIT SOCIETIES

**TABLE - VI(B)**  
**TOTAL LOANS ISSUED OF WHICH MEDIUM TERM**  
**(CATEGORY - WISE)**  
**DURING - 2002-03**

(AS ON 31ST MARCH)

(RS IN LAKHS)

| SL NO | NAME OF THE STATES/<br>UNION TERRITORIES | MEDIUM TERM LOANS ISSUED |                          |                   | TOTAL<br>MEDIUM TERM<br>(30 TO 32) | TOTAL LOANS<br>& ADVS. ISSUED<br>(29+33) |
|-------|--|--------------------------|--------------------------|-------------------|------------------------------------|--|
|       |  | SCHEDULED<br>CASTE (S/C) | SCHEDULED<br>CASTE (S/T) | OTHERS            |                                    |  |
|       | 1  | 30                       | 31                       | 32                | 33                                 | 34                                       |
| 1     | ANDAMAN AND NICOBAR                      | 0.00                     | 0.00                     | 0.00              | 0.00                               | 45.00                                    |
| 2     | ANDHRA PRADESH                           | 7,176.50                 | 1,980.27                 | 32,249.20         | 41,405.97                          | 210,636.53                               |
| 3     | ARUNACHAL PRADESH                        | 0.00                     | 76.64                    | 0.00              | 76.64                              | 76.64                                    |
| 4     | ASSAM                                    | 25.48                    | 51.66                    | 273.23            | 350.37                             | 627.81                                   |
| 5     | BIHAR                                    | 0.00                     | 0.00                     | 0.00              | 0.00                               | 1,059.72                                 |
| 6     | CHANDIGARH                               | 0.00                     | 0.00                     | 3.10              | 3.10                               | 5.80                                     |
| 7     | DADRANAGAR HAVELI                        | 0.00                     | 0.00                     | 0.00              | 0.00                               | 1.00                                     |
| 8     | DELHI                                    | 0.00                     | 0.00                     | 0.00              | 0.00                               | 0.00                                     |
| 9     | GOA                                      | 0.00                     | 0.00                     | 773.57            | 773.57                             | 1,279.11                                 |
| 10    | GUJARAT                                  | 498.73                   | 340.68                   | 18,703.18         | 19,542.59                          | 221,853.44                               |
| 11    | HARYANA                                  | 1,748.16                 | 0.00                     | 7,113.68          | 8,861.84                           | 282,019.38                               |
| 12    | HIMACHAL PRADESH                         | 0.00                     | 0.00                     | 9,336.72          | 9,336.72                           | 10,135.22                                |
| 13    | JAMMU AND KASHMIR                        | 43.40                    | 51.56                    | 187.61            | 282.57                             | 715.56                                   |
| 14    | KARNATAKA                                | 30,801.20                | 846.25                   | 20,823.46         | 52,470.91                          | 194,887.01                               |
| 15    | KERALA                                   | 14,463.56                | 1,700.37                 | 165,971.82        | 182,135.75                         | 577,246.40                               |
| 16    | MADHYA PRADESH                           | 1,549.99                 | 2,076.00                 | 12,262.66         | 15,888.65                          | 118,967.37                               |
| 17    | MAHARASHTRA                              | 2,635.26                 | 792.81                   | 62,859.23         | 66,287.30                          | 335,306.53                               |
| 18    | MANIPUR                                  | 0.00                     | 8.00                     | 2,070.00          | 2,078.00                           | 35,937.00                                |
| 19    | MEGHALAYA                                | 135.90                   | 0.00                     | 0.00              | 135.90                             | 293.60                                   |
| 20    | MIZORAM                                  | 0.00                     | 0.00                     | 0.00              | 0.00                               | 0.00                                     |
| 21    | NAGALAND                                 | 0.00                     | 0.00                     | 0.00              | 0.00                               | 156.86                                   |
| 22    | ORISSA                                   | 2,298.95                 | 1,177.34                 | 52,744.54         | 56,220.83                          | 255,136.09                               |
| 23    | PONDICHERRY                              | 9.79                     | 0.00                     | 374.82            | 384.61                             | 3,510.30                                 |
| 24    | PUNJAB                                   | 0.00                     | 0.00                     | 8,471.08          | 8,471.08                           | 277,159.75                               |
| 25    | RAJASTHAN                                | 4,308.21                 | 3,141.49                 | 19,850.47         | 27,300.17                          | 133,939.53                               |
| 26    | TAMIL NADU                               | 9,802.75                 | 312.18                   | 107,898.56        | 118,013.49                         | 449,467.16                               |
| 27    | TRIPURA                                  | 0.00                     | 0.00                     | 356.20            | 356.20                             | 574.70                                   |
| 28    | UTTAR PRADESH                            | 472.54                   | 82.04                    | 612.42            | 1,167.00                           | 79,747.00                                |
| 29    | WEST BENGAL                              | 3,385.95                 | 2,136.96                 | 29,210.93         | 34,733.84                          | 132,936.74                               |
| 30    | CHHATTISGARH                             | 3,382.02                 | 6,827.18                 | 12,825.17         | 32,712.90                          | 70,564.26                                |
| 31    | JHARKHAND                                | 0.00                     | 0.00                     | 0.00              | 0.00                               | 0.00                                     |
| 32    | UTTARANCHAL                              | 185.27                   | 85.30                    | 333.75            | 604.32                             | 5,300.88                                 |
|       | <b>ALL INDIA TOTAL</b>                   | <b>82,923.66</b>         | <b>21,686.73</b>         | <b>565,305.40</b> | <b>679,594.32</b>                  | <b>3,399,586.39</b>                      |

PRIMARY AGRICULTURAL CREDIT SOCIETIES

**TABLE - VII(A)**  
**LOANS OUTSTANDINGS - SHORT TERM**  
**(CATEGORY - WISE)**  
**DURING - 2002-03**

(AS ON 31ST MARCH)

(RS IN LAKHS)

| SL NO | NAME OF THE STATES/<br>UNION TERRITORIES | SHORT TERM LOANS OUTSTANDINGS |                          |                     | TOTAL<br>SHORT TERM<br>(35 TO 37) |
|-------|--|-------------------------------|--------------------------|---------------------|-----------------------------------|
|       |  | SCHEDULED<br>CASTE (S/C)      | SCHEDULED<br>CASTE (S/T) | OTHERS              |                                   |
|       | 1  | 35                            | 36                       | 37                  | 38                                |
| 1     | ANDAMAN AND NICOBAR                      | 0.00                          | 0.00                     | 227.00              | 227.00                            |
| 2     | ANDHRA PRADESH                           | 41,394.45                     | 24,981.13                | 157,723.65          | 224,099.23                        |
| 3     | ARUNACHAL PRADESH                        | 0.00                          | 27.48                    | 0.00                | 27.48                             |
| 4     | ASSAM                                    | 468.05                        | 223.41                   | 559.14              | 1,250.60                          |
| 5     | BIHAR                                    | 16,546.46                     | 0.00                     | 0.00                | 16,546.46                         |
| 6     | CHANDIGARH                               | 0.00                          | 0.00                     | 7.14                | 7.14                              |
| 7     | DADRANAGAR HAVELI                        | 0.00                          | 0.00                     | 13.00               | 13.00                             |
| 8     | DELHI                                    | 0.00                          | 0.00                     | 0.00                | 0.00                              |
| 9     | GOA                                      | 0.00                          | 0.00                     | 606.88              | 606.88                            |
| 10    | GUJARAT                                  | 5,175.02                      | 20,953.80                | 156,847.15          | 182,975.97                        |
| 11    | HARYANA                                  | 20,148.14                     | 0.00                     | 227,573.95          | 247,722.09                        |
| 12    | HIMACHAL PRADESH                         | 0.00                          | 0.00                     | 1,302.37            | 1,302.37                          |
| 13    | JAMMU AND KASHMIR                        | 441.30                        | 128.60                   | 841.50              | 1,411.40                          |
| 14    | KARNATAKA                                | 32,199.21                     | 6,953.13                 | 136,512.97          | 175,665.31                        |
| 15    | KERALA                                   | 26,668.94                     | 2,316.19                 | 305,450.25          | 334,435.38                        |
| 16    | MADHYA PRADESH                           | 9,946.06                      | 17,080.45                | 90,576.97           | 117,603.48                        |
| 17    | MAHARASHTRA                              | 12,461.64                     | 9,243.30                 | 331,199.32          | 352,904.26                        |
| 18    | MANIPUR                                  | 286.00                        | 7,780.00                 | 36,879.00           | 44,945.00                         |
| 19    | MEGHALAYA                                | 172.00                        | 0.00                     | 0.00                | 172.00                            |
| 20    | MIZORAM                                  | 0.00                          | 66.88                    | 0.00                | 66.88                             |
| 21    | NAGALAND                                 | 0.00                          | 396.79                   | 0.00                | 396.79                            |
| 22    | ORISSA                                   | 17,279.41                     | 12,894.50                | 171,439.03          | 201,612.94                        |
| 23    | PONDICHERRY                              | 85.75                         | 0.00                     | 2,437.95            | 2,523.70                          |
| 24    | PUNJAB                                   | 0.00                          | 0.00                     | 191,529.07          | 191,529.07                        |
| 25    | RAJASTHAN                                | 15,787.34                     | 9,941.67                 | 67,783.09           | 93,512.10                         |
| 26    | TAMIL NADU                               | 68,780.13                     | 3,181.27                 | 347,713.42          | 419,674.82                        |
| 27    | TRIPURA                                  | 0.00                          | 0.00                     | 1,711.83            | 1,711.83                          |
| 28    | UTTAR PRADESH                            | 17,737.13                     | 1,451.22                 | 142,058.30          | 161,246.65                        |
| 29    | WEST BENGAL                              | 28,102.16                     | 9,283.73                 | 74,984.14           | 112,370.03                        |
| 30    | CHHATTISGARH                             | 5,627.80                      | 12,974.20                | 20,824.22           | 19,571.03                         |
| 31    | JHARKHAND                                | 6.63                          | 5.21                     | 198.05              | 209.89                            |
| 32    | UTTARANCHAL                              | 609.51                        | 579.45                   | 3,132.17            | 4,321.13                          |
|       | <b>ALL INDIA TOTAL</b>                   | <b>319,923.13</b>             | <b>140,462.41</b>        | <b>2,470,131.56</b> | <b>2,910,661.91</b>               |

NAFSCOB

NAVI MUMBAI



## PRIMARY AGRICULTURAL CREDIT SOCIETIES

**TABLE - VII(B)**  
**TOTAL LOANS OUTSTANDING OF WHICH MEDIUM TERM**  
**(CATEGORY - WISE)**  
**DURING - 2002-03**

(AS ON 31ST MARCH)

(RS IN LAKHS)

| SL NO | NAME OF THE STATES/<br>UNION TERRITORIES | MEDIUM TERM LOANS OUTSTANDING |                          |                     | TOTAL<br>MEDIUM TERM<br>(39 TO 41) | TOTAL LOANS<br>OUSTANDING<br>(38+43) |
|-------|--|-------------------------------|--------------------------|---------------------|------------------------------------|--------------------------------------|
|       |  | SCHEDULED<br>CASTE (S/C)      | SCHEDULED<br>CASTE (S/T) | OTHERS              |                                    |                                      |
|       | 1  | 39                            | 40                       | 41                  | 42                                 | 43                                   |
| 1     | ANDAMAN AND NICOBAR                      | 0.00                          | 0.00                     | 0.00                | 0.00                               | 227.00                               |
| 2     | ANDHRA PRADESH                           | 20,474.20                     | 5,130.10                 | 219,334.11          | 244,938.41                         | 469,037.64                           |
| 3     | ARUNACHAL PRADESH                        | 0.00                          | 59.54                    | 0.00                | 59.54                              | 87.02                                |
| 4     | ASSAM                                    | 283.59                        | 226.15                   | 302.13              | 811.87                             | 2,062.47                             |
| 5     | BIHAR                                    | 506.09                        | 0.00                     | 0.00                | 506.09                             | 17,052.55                            |
| 6     | CHANDIGARH                               | 0.00                          | 0.00                     | 51.30               | 51.30                              | 58.44                                |
| 7     | DADRANAGAR HAVELI                        | 0.00                          | 0.00                     | 0.00                | 0.00                               | 13.00                                |
| 8     | DELHI                                    | 0.00                          | 0.00                     | 0.00                | 0.00                               | 0.00                                 |
| 9     | GOA                                      | 0.00                          | 0.00                     | 586.87              | 586.87                             | 1,193.75                             |
| 10    | GUJARAT                                  | 1,651.71                      | 1,820.46                 | 55,249.37           | 58,721.54                          | 241,697.51                           |
| 11    | HARYANA                                  | 3,138.43                      | 0.00                     | 11,002.00           | 14,140.43                          | 261,862.52                           |
| 12    | HIMACHAL PRADESH                         | 0.00                          | 0.00                     | 15,588.12           | 15,588.12                          | 16,890.49                            |
| 13    | JAMMU AND KASHMIR                        | 141.05                        | 156.20                   | 983.91              | 1,281.16                           | 2,692.56                             |
| 14    | KARNATAKA                                | 24,329.51                     | 1,943.96                 | 32,153.74           | 58,427.21                          | 234,092.52                           |
| 15    | KERALA                                   | 64,118.60                     | 1,709.78                 | 240,592.97          | 306,421.35                         | 640,856.73                           |
| 16    | MADHYA PRADESH                           | 5,666.07                      | 11,855.69                | 33,907.00           | 51,428.76                          | 169,032.24                           |
| 17    | MAHARASHTRA                              | 6,933.19                      | 3,275.68                 | 202,621.07          | 212,829.94                         | 565,734.20                           |
| 18    | MANIPUR                                  | 0.00                          | 0.00                     | 2,078.00            | 2,078.00                           | 47,023.00                            |
| 19    | MEGHALAYA                                | 44.00                         | 0.00                     | 0.00                | 44.00                              | 216.00                               |
| 20    | MIZORAM                                  | 0.00                          | 78.81                    | 0.00                | 78.81                              | 145.69                               |
| 21    | NAGALAND                                 | 0.00                          | 540.30                   | 0.00                | 540.30                             | 937.09                               |
| 22    | ORISSA                                   | 4,851.02                      | 2,925.47                 | 71,232.83           | 79,009.32                          | 280,622.26                           |
| 23    | PONDICHERY                               | 36.65                         | 0.92                     | 490.83              | 528.40                             | 3,052.10                             |
| 24    | PUNJAB                                   | 0.00                          | 0.00                     | 16,860.27           | 16,860.27                          | 208,389.34                           |
| 25    | RAJASTHAN                                | 4,410.64                      | 3,019.89                 | 25,721.03           | 33,151.56                          | 126,663.66                           |
| 26    | TAMIL NADU                               | 17,551.00                     | 631.51                   | 141,871.26          | 160,053.77                         | 579,728.59                           |
| 27    | TRIPURA                                  | 0.00                          | 0.00                     | 2,568.23            | 2,568.23                           | 4,280.06                             |
| 28    | UTTAR PRADESH                            | 1,427.37                      | 75.03                    | 426.49              | 1,928.89                           | 163,175.54                           |
| 29    | WEST BENGAL                              | 6,385.10                      | 6,232.42                 | 31,350.30           | 43,967.82                          | 156,337.85                           |
| 30    | CHHATTISGARH                             | 11,293.85                     | 15,269.40                | 31,914.41           | 23,114.22                          | 42,685.25                            |
| 31    | JHARKHAND                                | 0.00                          | 0.00                     | 0.00                | 0.00                               | 209.89                               |
| 32    | UTTARANCHAL                              | 130.84                        | 0.00                     | 615.49              | 746.33                             | 5,067.46                             |
|       | <b>ALL INDIA TOTAL</b>                   | <b>173,372.91</b>             | <b>54,951.31</b>         | <b>1,137,501.73</b> | <b>1,330,462.51</b>                | <b>4,241,124.42</b>                  |

NAFSCOB

NAVI MUMBAI

## PRIMARY AGRICULTURAL CREDIT SOCIETIES

**TABLE - VIII(A)**  
**DEMAND - SHORT TERM**  
**(CATEGORY - WISE)**  
**DURING - 2002-03**

(AS ON 31ST MARCH)

(RS IN LAKHS)

| SL NO | NAME OF THE STATES/<br>UNION TERRITORIES | DEMAND - SHORT TERM      |                          |                     | TOTAL<br>SHORT TERM<br>(44 TO 46) |
|-------|--|--------------------------|--------------------------|---------------------|-----------------------------------|
|       |  | SCHEDULED<br>CASTE (S/C) | SCHEDULED<br>CASTE (S/T) | OTHERS              |                                   |
|       | 1  | 44                       | 45                       | 46                  | 47                                |
| 1     | ANDAMAN AND NICOBAR                      | 0.00                     | 0.00                     | 169.00              | 169.00                            |
| 2     | ANDHRA PRADESH                           | 49,322.92                | 62,134.17                | 147,907.79          | 259,364.88                        |
| 3     | ARUNACHAL PRADESH                        | 0.00                     | 27.03                    | 17.87               | 44.90                             |
| 4     | ASSAM                                    | 267.61                   | 238.30                   | 441.14              | 947.05                            |
| 5     | BIHAR                                    | 0.00                     | 0.00                     | 31,522.38           | 31,522.38                         |
| 6     | CHANDIGARH                               | 0.00                     | 0.00                     | 8.09                | 8.09                              |
| 7     | DADRANAGAR HAVELI                        | 0.00                     | 0.00                     | 2.00                | 2.00                              |
| 8     | DELHI                                    | 0.00                     | 0.00                     | 0.00                | 0.00                              |
| 9     | GOA                                      | 0.00                     | 0.00                     | 766.49              | 766.49                            |
| 10    | GUJARAT                                  | 4,486.70                 | 25,679.98                | 210,541.06          | 240,707.74                        |
| 11    | HARYANA                                  | 25,283.62                | 0.00                     | 310,814.24          | 336,097.86                        |
| 12    | HIMACHAL PRADESH                         | 0.00                     | 0.00                     | 1,499.19            | 1,499.19                          |
| 13    | JAMMU AND KASHMIR                        | 451.54                   | 137.25                   | 758.55              | 1,347.34                          |
| 14    | KARNATAKA                                | 31,996.74                | 7,457.84                 | 144,499.48          | 183,572.20                        |
| 15    | KERALA                                   | 26,341.01                | 3,003.62                 | 325,856.01          | 355,200.64                        |
| 16    | MADHYA PRADESH                           | 19,797.72                | 21,752.59                | 118,999.46          | 160,549.77                        |
| 17    | MAHARASHTRA                              | 12,671.47                | 7,607.25                 | 432,796.91          | 453,075.63                        |
| 18    | MANIPUR                                  | 1,320.00                 | 319.00                   | 23,862.00           | 25,501.00                         |
| 19    | MEGHALAYA                                | 370.51                   | 0.00                     | 0.00                | 370.51                            |
| 20    | MIZORAM                                  | 0.00                     | 71.25                    | 0.00                | 71.25                             |
| 21    | NAGALAND                                 | 0.00                     | 396.79                   | 0.00                | 396.79                            |
| 22    | ORISSA                                   | 12,649.05                | 9,061.63                 | 182,963.99          | 204,674.67                        |
| 23    | PONDICHERRY                              | 147.13                   | 7.68                     | 2,219.65            | 2,374.46                          |
| 24    | PUNJAB                                   | 0.00                     | 0.00                     | 274,274.87          | 274,274.87                        |
| 25    | RAJASTHAN                                | 19,722.08                | 13,738.02                | 110,234.87          | 143,694.97                        |
| 26    | TAMIL NADU                               | 40,504.44                | 917.35                   | 250,924.52          | 292,346.31                        |
| 27    | TRIPURA                                  | 0.00                     | 0.00                     | 1,275.25            | 1,275.25                          |
| 28    | UTTAR PRADESH                            | 5,978.26                 | 5,102.28                 | 82,008.47           | 93,089.01                         |
| 29    | WEST BENGAL                              | 38,362.07                | 11,721.71                | 93,116.83           | 143,200.61                        |
| 30    | CHHATTISGARH                             | 16,164.32                | 25,338.12                | 18,662.54           | 32,863.17                         |
| 31    | JHARKHAND                                | 202.44                   | 0.00                     | 0.00                | 202.44                            |
| 32    | UTTARANCHAL                              | 1,063.43                 | 119.60                   | 895.03              | 2,078.06                          |
|       | <b>ALL INDIA TOTAL</b>                   | <b>307,103.06</b>        | <b>194,831.46</b>        | <b>2,767,037.68</b> | <b>3,241,288.53</b>               |

NAFSCOB

NAVI MUMBAI

## PRIMARY AGRICULTURAL CREDIT SOCIETIES

**TABLE - VIII(B)**  
**TOTAL DEMAND OF WHICH MEDIUM TERM**  
**(CATEGORY - WISE)**  
**DURING - 2002-03**

(AS ON 31ST MARCH)

(RS IN LAKHS)

| SL NO | NAME OF THE STATES/<br>UNION TERRITORIES | DEMAND -MEDIUM TERM      |                          |                   | TOTAL<br>MEDIUM TERM<br>(48 TO 50) | TOTAL<br>DEMAND<br>(47+51) |
|-------|--|--------------------------|--------------------------|-------------------|------------------------------------|----------------------------|
|       |  | SCHEDULED<br>CASTE (S/C) | SCHEDULED<br>CASTE (S/T) | OTHERS            |                                    |                            |
|       | 1  | 48                       | 49                       | 50                | 51                                 | 52                         |
| 1     | ANDAMAN AND NICOBAR                      | 0.00                     | 0.00                     | 0.00              | 0.00                               | 169.00                     |
| 2     | ANDHRA PRADESH                           | 10,697.46                | 2,539.98                 | 46,397.24         | 58,534.85                          | 317,899.73                 |
| 3     | ARUNACHAL PRADESH                        | 0.00                     | 17.87                    | 0.00              | 17.87                              | 62.77                      |
| 4     | ASSAM                                    | 124.00                   | 177.39                   | 480.34            | 781.73                             | 1,728.78                   |
| 5     | BIHAR                                    | 0.00                     | 0.00                     | 0.00              | 0.00                               | 31,522.38                  |
| 6     | CHANDIGARH                               | 0.00                     | 0.00                     | 2.07              | 2.07                               | 10.16                      |
| 7     | CHHATTISGARH                             | 4,616.31                 | 16,031.98                | 6,107.47          | 12,545.53                          | 45,408.70                  |
| 8     | DADRANAGAR HAVELI                        | 0.00                     | 0.00                     | 0.00              | 0.00                               | 2.00                       |
| 9     | DELHI                                    | 0.00                     | 0.00                     | 0.00              | 0.00                               | 0.00                       |
| 10    | GOA                                      | 0.00                     | 0.00                     | 540.72            | 540.72                             | 1,307.21                   |
| 11    | GUJARAT                                  | 382.32                   | 1,632.61                 | 26,136.08         | 28,151.01                          | 268,858.75                 |
| 12    | HARYANA                                  | 1,078.08                 | 0.00                     | 7,903.06          | 8,981.14                           | 345,079.00                 |
| 13    | HIMACHAL PRADESH                         | 0.00                     | 0.00                     | 11,910.28         | 11,910.28                          | 13,409.47                  |
| 14    | JAMMU AND KASHMIR                        | 68.84                    | 58.94                    | 303.86            | 431.64                             | 1,778.98                   |
| 15    | JHARKHAND                                | 102.78                   | 0.00                     | 0.00              | 102.78                             | 305.22                     |
| 16    | KARNATAKA                                | 1,222.11                 | 449.97                   | 39,591.96         | 41,264.04                          | 224,836.24                 |
| 17    | KERALA                                   | 20,102.69                | 1,478.77                 | 177,315.77        | 198,897.23                         | 554,097.87                 |
| 18    | MADHYA PRADESH                           | 5,088.66                 | 9,133.37                 | 29,591.48         | 43,813.51                          | 204,363.28                 |
| 19    | MAHARASHTRA                              | 5,011.80                 | 2,527.88                 | 84,246.88         | 91,786.56                          | 544,862.19                 |
| 20    | MANIPUR                                  | 3.00                     | 8.00                     | 5,091.00          | 5,102.00                           | 30,603.00                  |
| 21    | MEGHALAYA                                | 423.43                   | 0.00                     | 0.00              | 423.43                             | 793.94                     |
| 22    | MIZORAM                                  | 0.00                     | 77.47                    | 0.00              | 77.47                              | 148.72                     |
| 23    | NAGALAND                                 | 0.00                     | 267.19                   | 0.00              | 267.19                             | 663.98                     |
| 24    | ORISSA                                   | 4,168.16                 | 2,376.15                 | 46,835.45         | 53,379.76                          | 258,054.43                 |
| 25    | PONDICHERRY                              | 34.58                    | 1.01                     | 264.22            | 299.81                             | 2,674.27                   |
| 26    | PUNJAB                                   | 0.00                     | 0.00                     | 4,260.83          | 4,260.83                           | 278,535.70                 |
| 27    | RAJASTHAN                                | 2,097.75                 | 1,336.37                 | 8,457.54          | 11,891.66                          | 155,586.63                 |
| 28    | TAMIL NADU                               | 12,751.68                | 548.11                   | 125,197.20        | 138,496.99                         | 430,843.30                 |
| 29    | TRIPURA                                  | 0.00                     | 0.00                     | 2,452.59          | 2,452.59                           | 3,727.84                   |
| 30    | UTTAR PRADESH                            | 4,988.86                 | 1,308.81                 | 22,277.26         | 28,574.93                          | 121,663.94                 |
| 31    | UTTARANCHAL                              | 62.24                    | 59.93                    | 349.71            | 471.88                             | 2,549.94                   |
| 32    | WEST BENGAL                              | 5,520.21                 | 4,022.76                 | 39,778.84         | 49,321.81                          | 192,522.42                 |
|       | <b>ALL INDIA TOTAL</b>                   | <b>78,544.96</b>         | <b>44,054.56</b>         | <b>685,491.85</b> | <b>792,781.31</b>                  | <b>4,034,069.84</b>        |

NAFSCOB

NAVI MUMBAI

PRIMARY AGRICULTURAL CREDIT SOCIETIES

TABLE - IX(A)  
COLLECTION - SHORT TERM  
(CATEGORY - WISE)

DURING - 2002-03

(AS ON 31ST MARCH)

(RS IN LAKHS)

| SL NO | NAME OF THE STATES/<br>UNION TERRITORIES | COLLECTION - SHORT TERM  |                          |                     | TOTAL<br>SHORT TERM<br>(53 TO 55) |
|-------|--|--------------------------|--------------------------|---------------------|-----------------------------------|
|       |  | SCHEDULED<br>CASTE (S/C) | SCHEDULED<br>CASTE (S/T) | OTHERS              |                                   |
|       | 1  | 53                       | 54                       | 55                  | 56                                |
| 1     | ANDAMAN AND NICOBAR                      | 0.00                     | 0.00                     | 70.00               | 70.00                             |
| 2     | ANDHRA PRADESH                           | 32,885.23                | 5,069.19                 | 93,363.45           | 131,317.87                        |
| 3     | ARUNACHAL PRADESH                        | 0.00                     | 1.78                     | 0.00                | 1.78                              |
| 4     | ASSAM                                    | 3.81                     | 3.54                     | 9.61                | 16.96                             |
| 5     | BIHAR                                    | 0.00                     | 0.00                     | 5,866.16            | 5,866.16                          |
| 6     | CHANDIGARH                               | 0.00                     | 0.00                     | 2.57                | 2.57                              |
| 7     | DADRANAGAR HAVELI                        | 0.00                     | 0.00                     | 2.00                | 2.00                              |
| 8     | DELHI                                    | 0.00                     | 0.00                     | 0.00                | 0.00                              |
| 9     | GOA                                      | 0.00                     | 0.00                     | 291.47              | 291.47                            |
| 10    | GUJARAT                                  | 2,359.09                 | 11,871.65                | 137,087.58          | 151,318.32                        |
| 11    | HARYANA                                  | 15,328.31                | 0.00                     | 222,989.71          | 238,318.02                        |
| 12    | HIMACHAL PRADESH                         | 0.00                     | 0.00                     | 735.69              | 735.69                            |
| 13    | JAMMU AND KASHMIR                        | 57.18                    | 51.18                    | 173.27              | 281.63                            |
| 14    | KARNATAKA                                | 15,076.32                | 1,618.60                 | 89,880.41           | 106,575.33                        |
| 15    | KERALA                                   | 17,211.99                | 1,834.68                 | 261,957.65          | 281,004.32                        |
| 16    | MADHYA PRADESH                           | 10,418.84                | 9,970.92                 | 72,097.51           | 92,487.27                         |
| 17    | MAHARASHTRA                              | 6,022.58                 | 2,769.24                 | 216,997.25          | 225,789.07                        |
| 18    | MANIPUR                                  | 1,000.00                 | 0.00                     | 16,400.00           | 17,400.00                         |
| 19    | MEGHALAYA                                | 81.05                    | 0.00                     | 0.00                | 81.05                             |
| 20    | MIZORAM                                  | 0.00                     | 4.46                     | 0.00                | 4.46                              |
| 21    | NAGALAND                                 | 0.00                     | 54.11                    | 0.00                | 54.11                             |
| 22    | ORISSA                                   | 6,653.79                 | 6,123.93                 | 152,372.03          | 165,149.75                        |
| 23    | PONDICHERRY                              | 45.73                    | 2.00                     | 1,824.54            | 1,872.27                          |
| 24    | PUNJAB                                   | 0.00                     | 0.00                     | 233,626.93          | 233,626.93                        |
| 25    | RAJASTHAN                                | 13,582.28                | 8,835.56                 | 84,704.62           | 107,122.46                        |
| 26    | TAMIL NADU                               | 22,588.94                | 298.77                   | 135,519.59          | 158,407.30                        |
| 27    | TRIPURA                                  | 0.00                     | 0.00                     | 117.43              | 117.43                            |
| 28    | UTTAR PRADESH                            | 3,077.78                 | 163.98                   | 59,827.54           | 63,069.30                         |
| 29    | WEST BENGAL                              | 14,351.87                | 6,296.70                 | 57,926.81           | 78,575.38                         |
| 30    | CHHATTISGARH                             | 13,100.61                | 6,468.06                 | 13,770.42           | 24,097.76                         |
| 31    | JHARKHAND                                | 12.55                    | 0.00                     | 0.00                | 12.55                             |
| 32    | UTTARANCHAL                              | 339.86                   | 61.78                    | 266.11              | 667.75                            |
|       | <b>ALL INDIA TOTAL</b>                   | <b>174,197.81</b>        | <b>61,500.13</b>         | <b>1,857,880.35</b> | <b>2,084,336.96</b>               |

NAFSCOB

NAVI MUMBAI

PRIMARY AGRICULTURAL CREDIT SOCIETIES

**TABLE - IX(B)**  
**TOTAL COLLECTION OF WHICH MEDIUM TERM**  
**(CATEGORY - WISE)**  
**DURING - 2002-03**

(AS ON 31ST MARCH)

(RS IN LAKHS)

| SL NO | NAME OF THE STATES/<br>UNION TERRITORIES | COLLECTION -MEDIUM TERM  |                          |                   | TOTAL<br>MEDIUM TERM<br>(57 TO 59) | TOTAL<br>COLLECTION<br>(56+60) |
|-------|--|--------------------------|--------------------------|-------------------|------------------------------------|--------------------------------|
|       |  | SCHEDULED<br>CASTE (S/C) | SCHEDULED<br>CASTE (S/T) | OTHERS            |                                    |                                |
|       | 1  | 57                       | 58                       | 59                | 60                                 | 61                             |
| 1     | ANDAMAN AND NICOBAR                      | 0.00                     | 0.00                     | 0.00              | 0.00                               | 70.00                          |
| 2     | ANDHRA PRADESH                           | 6,350.56                 | 1,237.46                 | 13,822.08         | 21,410.10                          | 152,727.97                     |
| 3     | ARUNACHAL PRADESH                        | 0.00                     | 0.00                     | 0.00              | 0.00                               | 1.78                           |
| 4     | ASSAM                                    | 2.29                     | 2.17                     | 4.97              | 9.43                               | 26.39                          |
| 5     | BIHAR                                    | 0.00                     | 0.00                     | 0.00              | 0.00                               | 5,866.16                       |
| 6     | CHANDIGARH                               | 0.00                     | 0.00                     | 0.39              | 0.39                               | 2.96                           |
| 7     | DADRANAGAR HAVELI                        | 0.00                     | 0.00                     | 0.00              | 0.00                               | 2.00                           |
| 8     | DELHI                                    | 0.00                     | 0.00                     | 0.00              | 0.00                               | 0.00                           |
| 9     | GOA                                      | 0.00                     | 0.00                     | 148.67            | 148.67                             | 440.14                         |
| 10    | GUJARAT                                  | 84.27                    | 274.37                   | 10,417.75         | 10,776.39                          | 162,094.71                     |
| 11    | HARYANA                                  | 528.23                   | 0.00                     | 3,066.25          | 3,594.48                           | 241,912.50                     |
| 12    | HIMACHAL PRADESH                         | 0.00                     | 0.00                     | 6,969.75          | 6,969.75                           | 7,705.44                       |
| 13    | JAMMU AND KASHMIR                        | 11.06                    | 23.67                    | 156.88            | 191.61                             | 473.24                         |
| 14    | KARNATAKA                                | 632.67                   | 262.11                   | 12,739.69         | 13,634.47                          | 120,209.80                     |
| 15    | KERALA                                   | 13,514.10                | 996.02                   | 123,681.55        | 138,191.67                         | 419,195.99                     |
| 16    | MADHYA PRADESH                           | 2,358.95                 | 3,011.64                 | 12,362.42         | 17,733.01                          | 110,220.28                     |
| 17    | MAHARASHTRA                              | 1,034.16                 | 863.88                   | 31,906.22         | 33,804.26                          | 259,593.33                     |
| 18    | MANIPUR                                  | 3.00                     | 8.00                     | 10.00             | 21.00                              | 17,421.00                      |
| 19    | MEGHALAYA                                | 88.32                    | 0.00                     | 0.00              | 88.32                              | 169.37                         |
| 20    | MIZORAM                                  | 0.00                     | 5.05                     | 0.00              | 5.05                               | 9.51                           |
| 21    | NAGALAND                                 | 0.00                     | 7.49                     | 0.00              | 7.49                               | 61.60                          |
| 22    | ORISSA                                   | 1,899.57                 | 1,174.61                 | 33,817.63         | 36,891.81                          | 202,041.56                     |
| 23    | PONDICHERRY                              | 8.33                     | 0.31                     | 189.09            | 197.73                             | 2,070.00                       |
| 24    | PUNJAB                                   | 0.00                     | 0.00                     | 3,320.74          | 3,320.74                           | 236,947.67                     |
| 25    | RAJASTHAN                                | 1,291.99                 | 796.46                   | 5,349.26          | 7,437.71                           | 114,560.17                     |
| 26    | TAMIL NADU                               | 5,757.13                 | 89.41                    | 90,861.07         | 96,707.61                          | 255,114.91                     |
| 27    | TRIPURA                                  | 0.00                     | 0.00                     | 205.05            | 205.05                             | 322.48                         |
| 28    | UTTAR PRADESH                            | 4,988.78                 | 370.70                   | 1,648.22          | 7,007.70                           | 70,077.00                      |
| 29    | WEST BENGAL                              | 1,895.18                 | 1,283.28                 | 11,867.79         | 15,046.25                          | 93,621.63                      |
| 30    | CHHATTISGARH                             | 537.61                   | 1,778.74                 | 2,829.14          | 7,174.76                           | 31,272.52                      |
| 31    | JHARKHAND                                | 0.00                     | 0.00                     | 0.00              | 0.00                               | 12.55                          |
| 32    | UTTARANCHAL                              | 49.78                    | 0.00                     | 170.98            | 220.76                             | 888.51                         |
|       | <b>ALL INDIA TOTAL</b>                   | <b>41,035.98</b>         | <b>12,185.37</b>         | <b>365,545.59</b> | <b>420,796.21</b>                  | <b>2,505,133.17</b>            |

NAFSCOB

NAVI MUMBAI

## PRIMARY AGRICULTURAL CREDIT SOCIETIES

**TABLE - X(A)**  
**OVERDUES - SHORT TERM**  
**(CATEGORY - WISE)**  
**DURING - 2002-03**

(AS ON 31ST MARCH)

(RS IN LAKHS)

| SL NO | NAME OF THE STATES/<br>UNION TERRITORIES | OVERDUES - SHORT TERM    |                          |                   | TOTAL<br>SHORT TERM<br>(62 TO 64) |
|-------|--|--------------------------|--------------------------|-------------------|-----------------------------------|
|       |  | SCHEDULED<br>CASTE (S/C) | SCHEDULED<br>CASTE (S/T) | OTHERS            |                                   |
|       | 1  | 62                       | 63                       | 64                | 65                                |
| 1     | ANDAMAN AND NICOBAR                      | 0.00                     | 0.00                     | 99.00             | 99.00                             |
| 2     | ANDHRA PRADESH                           | 16,437.69                | 57,064.98                | 54,544.34         | 128,047.01                        |
| 3     | ARUNACHAL PRADESH                        | 0.00                     | 25.25                    | 17.87             | 43.12                             |
| 4     | ASSAM                                    | 263.80                   | 234.76                   | 431.53            | 930.09                            |
| 5     | BIHAR                                    | 0.00                     | 0.00                     | 25,656.22         | 25,656.22                         |
| 6     | CHANDIGARH                               | 0.00                     | 0.00                     | 5.52              | 5.52                              |
| 7     | DADRANAGAR HAVELI                        | 0.00                     | 0.00                     | 0.00              | 0.00                              |
| 8     | DELHI                                    | 0.00                     | 0.00                     | 0.00              | 0.00                              |
| 9     | GOA                                      | 0.00                     | 0.00                     | 475.02            | 475.02                            |
| 10    | GUJARAT                                  | 2,127.61                 | 13,808.33                | 73,453.48         | 89,389.42                         |
| 11    | HARYANA                                  | 9,955.31                 | 0.00                     | 87,824.53         | 97,779.84                         |
| 12    | HIMACHAL PRADESH                         | 0.00                     | 0.00                     | 763.50            | 763.50                            |
| 13    | JAMMU AND KASHMIR                        | 394.36                   | 86.07                    | 585.28            | 1,065.71                          |
| 14    | KARNATAKA                                | 16,920.42                | 5,839.24                 | 54,619.07         | 77,378.73                         |
| 15    | KERALA                                   | 9,129.02                 | 1,168.94                 | 63,898.36         | 74,196.32                         |
| 16    | MADHYA PRADESH                           | 9,378.88                 | 11,781.67                | 46,901.95         | 68,062.65                         |
| 17    | MAHARASHTRA                              | 6,648.89                 | 4,838.01                 | 215,799.66        | 227,286.56                        |
| 18    | MANIPUR                                  | 320.00                   | 319.00                   | 7,462.00          | 8,101.00                          |
| 19    | MEGHALAYA                                | 289.46                   | 0.00                     | 0.00              | 289.46                            |
| 20    | MIZORAM                                  | 0.00                     | 66.79                    | 0.00              | 66.79                             |
| 21    | NAGALAND                                 | 0.00                     | 342.68                   | 0.00              | 342.68                            |
| 22    | ORISSA                                   | 5,995.26                 | 2,937.70                 | 30,591.96         | 39,524.92                         |
| 23    | PONDICHERY                               | 101.40                   | 5.68                     | 395.11            | 502.19                            |
| 24    | PUNJAB                                   | 0.00                     | 0.00                     | 40,647.94         | 40,647.94                         |
| 25    | RAJASTHAN                                | 6,139.80                 | 4,902.46                 | 25,530.25         | 36,572.51                         |
| 26    | TAMIL NADU                               | 17,915.50                | 618.58                   | 115,404.93        | 133,939.01                        |
| 27    | TRIPURA                                  | 0.00                     | 0.00                     | 1,157.82          | 1,157.82                          |
| 28    | UTTAR PRADESH                            | 2,900.48                 | 4,938.30                 | 22,180.93         | 30,019.71                         |
| 29    | WEST BENGAL                              | 24,010.20                | 5,425.01                 | 35,190.02         | 64,625.23                         |
| 30    | CHHATTISGARH                             | 2,376.52                 | 4,686.09                 | 8,842.73          | 15,905.34                         |
| 31    | JHARKHAND                                | 189.89                   | 0.00                     | 0.00              | 189.89                            |
| 32    | UTTARANCHAL                              | 723.57                   | 57.82                    | 628.92            | 1,410.31                          |
|       | <b>ALL INDIA TOTAL</b>                   | <b>132,218.06</b>        | <b>119,147.36</b>        | <b>913,107.94</b> | <b>1,164,473.51</b>               |

NAFSCOB

NAVI MUMBAI

PRIMARY AGRICULTURAL CREDIT SOCIETIES

**TABLE - X(B)**  
**TOTAL OVERDUES OF WHICH MEDIUM TERM**  
**(CATEGORY - WISE)**  
**DURING - 2002-03**

(AS ON 31ST MARCH)

(RS IN LAKHS)

| SL NO | NAME OF THE STATES/<br>UNION TERRITORIES | OVERDUES -MEDIUM TERM    |                          |                   | TOTAL<br>MEDIUM TERM<br>(66 TO 68) | TOTAL<br>OVERDUES<br>(65+69) |
|-------|--|--------------------------|--------------------------|-------------------|------------------------------------|------------------------------|
|       |  | SCHEDULED<br>CASTE (S/C) | SCHEDULED<br>CASTE (S/T) | OTHERS            |                                    |                              |
|       | 1  | 66                       | 67                       | 68                | 69                                 | 70                           |
| 1     | ANDAMAN AND NICOBAR                      | 0.00                     | 0.00                     | 0.00              | 0.00                               | 99.00                        |
| 2     | ANDHRA PRADESH                           | 4,346.90                 | 1,302.52                 | 32,575.16         | 37,124.75                          | 165,171.76                   |
| 3     | ARUNACHAL PRADESH                        | 0.00                     | 17.87                    | 0.00              | 17.87                              | 60.99                        |
| 4     | ASSAM                                    | 121.71                   | 175.22                   | 475.37            | 772.30                             | 1,702.39                     |
| 5     | BIHAR                                    | 0.00                     | 0.00                     | 0.00              | 0.00                               | 25,656.22                    |
| 6     | CHANDIGARH                               | 0.00                     | 0.00                     | 1.68              | 1.68                               | 7.20                         |
| 7     | CHHATTISGARH                             | 2,064.34                 | 3,828.49                 | 5,342.15          | 11,234.98                          | 27,140.32                    |
| 8     | DADRANAGAR HAVELI                        | 0.00                     | 0.00                     | 0.00              | 0.00                               | 0.00                         |
| 9     | DELHI                                    | 0.00                     | 0.00                     | 0.00              | 0.00                               | 0.00                         |
| 10    | GOA                                      | 0.00                     | 0.00                     | 392.05            | 392.05                             | 867.07                       |
| 11    | GUJARAT                                  | 298.05                   | 1,358.24                 | 15,718.33         | 17,374.62                          | 106,764.04                   |
| 12    | HARYANA                                  | 549.85                   | 0.00                     | 4,836.81          | 5,386.66                           | 103,166.50                   |
| 13    | HIMACHAL PRADESH                         | 0.00                     | 0.00                     | 4,940.53          | 4,940.53                           | 5,704.03                     |
| 14    | JAMMU AND KASHMIR                        | 57.78                    | 35.27                    | 146.98            | 240.03                             | 1,305.74                     |
| 15    | JHARKHAND                                | 102.78                   | 0.00                     | 0.00              | 102.78                             | 292.67                       |
| 16    | KARNATAKA                                | 589.44                   | 187.86                   | 26,852.27         | 27,629.57                          | 105,008.30                   |
| 17    | KERALA                                   | 6,588.59                 | 482.75                   | 53,634.22         | 60,705.56                          | 134,901.88                   |
| 18    | MADHYA PRADESH                           | 2,729.71                 | 6,121.73                 | 17,229.06         | 26,080.50                          | 94,143.15                    |
| 19    | MAHARASHTRA                              | 3,977.64                 | 1,664.00                 | 52,340.66         | 57,982.30                          | 285,268.86                   |
| 20    | MANIPUR                                  | 0.00                     | 0.00                     | 5,081.00          | 5,081.00                           | 13,182.00                    |
| 21    | MEGHALAYA                                | 335.11                   | 0.00                     | 0.00              | 335.11                             | 624.57                       |
| 22    | MIZORAM                                  | 0.00                     | 72.42                    | 0.00              | 72.42                              | 139.21                       |
| 23    | NAGALAND                                 | 0.00                     | 259.70                   | 0.00              | 259.70                             | 602.38                       |
| 24    | ORISSA                                   | 2,268.59                 | 1,201.54                 | 13,017.82         | 16,487.95                          | 56,012.87                    |
| 25    | PONDICHERRY                              | 26.25                    | 0.70                     | 75.13             | 102.08                             | 604.27                       |
| 26    | PUNJAB                                   | 0.00                     | 0.00                     | 940.09            | 940.09                             | 41,588.03                    |
| 27    | RAJASTHAN                                | 805.76                   | 539.91                   | 3,108.28          | 4,453.95                           | 41,026.46                    |
| 28    | TAMIL NADU                               | 6,994.55                 | 458.70                   | 34,336.13         | 41,789.38                          | 175,728.39                   |
| 29    | TRIPURA                                  | 0.00                     | 0.00                     | 2,247.54          | 2,247.54                           | 3,405.36                     |
| 30    | UTTAR PRADESH                            | 0.08                     | 938.11                   | 20,629.04         | 21,567.23                          | 51,586.94                    |
| 31    | UTTARANCHAL                              | 12.46                    | 59.93                    | 178.73            | 251.12                             | 1,661.43                     |
| 32    | WEST BENGAL                              | 3,625.03                 | 2,739.48                 | 27,911.05         | 34,275.56                          | 98,900.79                    |
|       | <b>ALL INDIA TOTAL</b>                   | <b>35,494.62</b>         | <b>21,444.44</b>         | <b>322,010.08</b> | <b>377,849.31</b>                  | <b>1,542,322.82</b>          |

NAFSCOB

NAVI MUMBAI

PRIMARY AGRICULTURAL CREDIT SOCIETIES

**TABLE - XI (A)**  
**PERCENTAGE OF OVERDUES TO DEMAND - SHORT TERM**  
**(CATEGORY - WISE)**  
**DURING - 2002-03**

(AS ON 31ST MARCH)

PERCENTAGE (%)

| SL NO | NAME OF THE STATES/<br>UNION TERRITORIES | PERCENTAGE OF OVERDUES - SHORT TERM |                          |              | TOTAL<br>SHORT TERM<br>(%) |
|-------|--|-------------------------------------|--------------------------|--------------|----------------------------|
|       |  | SCHEDULED<br>CASTE (S/C)            | SCHEDULED<br>CASTE (S/T) | OTHERS       |                            |
|       | 1  | 71                                  | 72                       | 73           | 74                         |
| 1     | ANDAMAN AND NICOBAR                      | 0.00                                | 0.00                     | 58.58        | 58.58                      |
| 2     | ANDHRA PRADESH                           | 33.33                               | 91.84                    | 36.88        | 49.37                      |
| 3     | ARUNACHAL PRADESH                        | 0.00                                | 93.41                    | 100.00       | 96.04                      |
| 4     | ASSAM                                    | 98.58                               | 98.51                    | 97.82        | 98.21                      |
| 5     | BIHAR                                    | 0.00                                | 0.00                     | 81.39        | 81.39                      |
| 6     | CHANDIGARH                               | 0.00                                | 0.00                     | 68.23        | 68.23                      |
| 7     | DADRANAGAR HAVELI                        | 0.00                                | 0.00                     | 0.00         | 0.00                       |
| 8     | DELHI                                    | 0.00                                | 0.00                     | 0.00         | 0.00                       |
| 9     | GOA                                      | 0.00                                | 0.00                     | 61.97        | 61.97                      |
| 10    | GUJARAT                                  | 47.42                               | 53.77                    | 34.89        | 37.14                      |
| 11    | HARYANA                                  | 39.37                               | 0.00                     | 28.26        | 29.09                      |
| 12    | HIMACHAL PRADESH                         | 0.00                                | 0.00                     | 50.93        | 50.93                      |
| 13    | JAMMU AND KASHMIR                        | 87.34                               | 62.71                    | 77.16        | 79.10                      |
| 14    | KARNATAKA                                | 52.88                               | 78.30                    | 37.80        | 42.15                      |
| 15    | KERALA                                   | 34.66                               | 38.92                    | 19.61        | 20.89                      |
| 16    | MADHYA PRADESH                           | 47.37                               | 54.16                    | 39.41        | 42.39                      |
| 17    | MAHARASHTRA                              | 52.47                               | 63.60                    | 49.86        | 50.17                      |
| 18    | MANIPUR                                  | 24.24                               | 100.00                   | 31.27        | 31.77                      |
| 19    | MEGHALAYA                                | 78.12                               | 0.00                     | 0.00         | 78.12                      |
| 20    | MIZORAM                                  | 0.00                                | 93.74                    | 0.00         | 93.74                      |
| 21    | NAGALAND                                 | 0.00                                | 86.36                    | 0.00         | 86.36                      |
| 22    | ORISSA                                   | 47.40                               | 32.42                    | 16.72        | 19.31                      |
| 23    | PONDICHERRY                              | 68.92                               | 73.96                    | 17.80        | 21.15                      |
| 24    | PUNJAB                                   | 0.00                                | 0.00                     | 14.82        | 14.82                      |
| 25    | RAJASTHAN                                | 31.13                               | 35.69                    | 23.16        | 25.45                      |
| 26    | TAMIL NADU                               | 44.23                               | 67.43                    | 45.99        | 45.82                      |
| 27    | TRIPURA                                  | 0.00                                | 0.00                     | 90.79        | 90.79                      |
| 28    | UTTAR PRADESH                            | 48.52                               | 96.79                    | 27.05        | 32.25                      |
| 29    | WEST BENGAL                              | 62.59                               | 46.28                    | 37.79        | 45.13                      |
| 30    | CHHATTISGARH                             | 14.70                               | 18.49                    | 47.38        | 48.40                      |
| 31    | JHARKHAND                                | 93.80                               | 0.00                     | 0.00         | 93.80                      |
| 32    | UTTARANCHAL                              | 68.04                               | 48.34                    | 70.27        | 67.87                      |
|       | <b>ALL INDIA TOTAL</b>                   | <b>43.05</b>                        | <b>61.15</b>             | <b>33.00</b> | <b>35.93</b>               |

NAFSCOB

NAVI MUMBAI



PRIMARY AGRICULTURAL CREDIT SOCIETIES

**TABLE - XI (B)**  
**PERCENTAGE OF OVERDUES TO DEMAND- MEDIUM TERM**  
**(CATEGORY - WISE)**  
**DURING - 2002-03**

(AS ON 31ST MARCH)

PERCENTAGE(%)

| SL NO | NAME OF THE STATES/<br>UNION TERRITORIES | PERCENTAGE OF OVERDUES -MEDIUM TERM |                          |              | TOTAL<br>MEDIUM TERM | TOTAL<br>(%) |
|-------|--|-------------------------------------|--------------------------|--------------|----------------------|--------------|
|       |  | SCHEDULED<br>CASTE (S/C)            | SCHEDULED<br>CASTE (S/T) | OTHERS       |                      |              |
|       | 1  | 75                                  | 76                       | 77           | 78                   | 79           |
| 1     | ANDAMAN AND NICOBAR                      | 0.00                                | 0.00                     | 0.00         | 0.00                 | 58.58        |
| 2     | ANDHRA PRADESH                           | 40.63                               | 51.28                    | 70.21        | 63.42                | 51.96        |
| 3     | ARUNACHAL PRADESH                        | 0.00                                | 100.00                   | 0.00         | 100.00               | 97.16        |
| 4     | ASSAM                                    | 98.15                               | 98.78                    | 98.97        | 98.79                | 98.47        |
| 5     | BIHAR                                    | 0.00                                | 0.00                     | 0.00         | 0.00                 | 81.39        |
| 6     | CHANDIGARH                               | 0.00                                | 0.00                     | 81.16        | 81.16                | 70.87        |
| 7     | CHHATTISGARH                             | 44.72                               | 23.88                    | 87.47        | 89.55                | 59.77        |
| 8     | DADRANAGAR HAVELI                        | 0.00                                | 0.00                     | 0.00         | 0.00                 | 0.00         |
| 9     | DELHI                                    | 0.00                                | 0.00                     | 0.00         | 0.00                 | 0.00         |
| 10    | GOA                                      | 0.00                                | 0.00                     | 72.51        | 72.51                | 66.33        |
| 11    | GUJARAT                                  | 77.96                               | 83.19                    | 60.14        | 61.72                | 39.71        |
| 12    | HARYANA                                  | 51.00                               | 0.00                     | 61.20        | 59.98                | 29.90        |
| 13    | HIMACHAL PRADESH                         | 0.00                                | 0.00                     | 41.48        | 41.48                | 42.54        |
| 14    | JAMMU AND KASHMIR                        | 83.93                               | 59.84                    | 48.37        | 55.61                | 73.40        |
| 15    | JHARKHAND                                | 100.00                              | 0.00                     | 0.00         | 100.00               | 95.89        |
| 16    | KARNATAKA                                | 48.23                               | 41.75                    | 67.82        | 66.96                | 46.70        |
| 17    | KERALA                                   | 32.77                               | 32.65                    | 30.25        | 30.52                | 24.35        |
| 18    | MADHYA PRADESH                           | 53.64                               | 67.03                    | 58.22        | 59.53                | 46.07        |
| 19    | MAHARASHTRA                              | 79.37                               | 65.83                    | 62.13        | 63.17                | 52.36        |
| 20    | MANIPUR                                  | 0.00                                | 0.00                     | 99.80        | 99.59                | 43.07        |
| 21    | MEGHALAYA                                | 79.14                               | 0.00                     | 0.00         | 79.14                | 78.67        |
| 22    | MIZORAM                                  | 0.00                                | 93.48                    | 0.00         | 93.48                | 93.61        |
| 23    | NAGALAND                                 | 0.00                                | 97.20                    | 0.00         | 97.20                | 90.72        |
| 24    | ORISSA                                   | 54.43                               | 50.57                    | 27.79        | 30.89                | 21.71        |
| 25    | PONDICHERRY                              | 75.91                               | 69.31                    | 28.43        | 34.05                | 22.60        |
| 26    | PUNJAB                                   | 0.00                                | 0.00                     | 22.06        | 22.06                | 14.93        |
| 27    | RAJASTHAN                                | 38.41                               | 40.40                    | 36.75        | 37.45                | 26.37        |
| 28    | TAMIL NADU                               | 54.85                               | 83.69                    | 27.43        | 30.17                | 40.79        |
| 29    | TRIPURA                                  | 0.00                                | 0.00                     | 91.64        | 91.64                | 91.35        |
| 30    | UTTAR PRADESH                            | 0.00                                | 71.68                    | 92.60        | 75.48                | 42.40        |
| 31    | UTTARANCHAL                              | 20.02                               | 100.00                   | 51.11        | 53.22                | 65.16        |
| 32    | WEST BENGAL                              | 65.67                               | 68.10                    | 70.17        | 69.49                | 51.37        |
|       | <b>ALL INDIA TOTAL</b>                   | <b>45.19</b>                        | <b>48.68</b>             | <b>46.98</b> | <b>47.66</b>         | <b>38.23</b> |

NAFSCOB

NAVI MUMBAI

## PRIMARY AGRICULTURAL CREDIT SOCIETIES

**TABLE - XII**  
**LOANS ISSUED AND LOANS OUTSTANDINGS PURPOSE WISE**

DURING - 2002-03

(AS ON 31ST MARCH)

Rs. In Lakhs

| SL NO | NAME OF THE STATES/<br>UNION TERRITORIES | LOANS ISSUED PURPOSE WISE |                      |                   | LOANS OUTSTANINGS PURPOSE WISE |                      |                     |
|-------|--|---------------------------|----------------------|-------------------|--------------------------------|----------------------|---------------------|
|       |  | AGRICULTURAL              | NON-<br>AGRICULTURAL | OTHERS            | AGRICULTURAL                   | NON-<br>AGRICULTURAL | OTHERS              |
|       | 1  | 80                        | 81                   | 82                | 83                             | 84                   | 85                  |
| 1     | ANDAMAN AND NICOBAR                      | 45.00                     | 0.00                 | 0.00              | 227.00                         | 0.00                 | 0.00                |
| 2     | ANDHRA PRADESH                           | 160,529.67                | 7,303.58             | 42,803.28         | 253,743.14                     | 19,487.90            | 195,806.60          |
| 3     | ARUNACHAL PRADESH                        | 76.64                     | 0.00                 | 0.00              | 87.02                          | 0.00                 | 0.00                |
| 4     | ASSAM                                    | 369.22                    | 220.18               | 38.41             | 1,085.64                       | 464.47               | 512.36              |
| 5     | BIHAR                                    | 76.64                     | 0.00                 | 983.08            | 87.02                          | 0.00                 | 16,965.53           |
| 6     | CHANDIGARH                               | 0.00                      | 0.00                 | 5.80              | 0.00                           | 0.00                 | 58.44               |
| 7     | CHHATTISGARH                             | 47,841.10                 | 338.33               | 22,384.83         | 53,750.77                      | 4,747.14             | -15,812.66          |
| 8     | DADRANAGAR HAVELI                        | 0.00                      | 0.00                 | 1.00              | 0.00                           | 0.00                 | 13.00               |
| 9     | DELHI                                    | 0.00                      | 0.00                 | 0.00              | 0.00                           | 0.00                 | 0.00                |
| 10    | GOA                                      | 379.63                    | 807.79               | 91.69             | 331.24                         | 771.96               | 90.55               |
| 11    | GUJARAT                                  | 210,761.40                | 2,762.57             | 8,329.47          | 232,976.20                     | 4,491.08             | 4,230.23            |
| 12    | HARYANA                                  | 264,296.96                | 17,722.42            | 0.00              | 229,345.00                     | 32,517.52            | 0.00                |
| 13    | HIMACHAL PRADESH                         | 10,135.22                 | 0.00                 | 0.00              | 16,890.49                      | 0.00                 | 0.00                |
| 14    | JAMMU AND KASHMIR                        | 609.70                    | 105.86               | 0.00              | 2,338.03                       | 293.06               | 61.47               |
| 15    | JHARKHAND                                | 0.00                      | 0.00                 | 0.00              | 0.00                           | 0.00                 | 209.89              |
| 16    | KARNATAKA                                | 121,802.28                | 52,952.22            | 20,132.51         | 156,531.42                     | 50,309.79            | 27,251.31           |
| 17    | KERALA                                   | 96,616.21                 | 345,280.43           | 135,349.76        | 120,360.49                     | 365,174.87           | 155,321.37          |
| 18    | MADHYA PRADESH                           | 97,106.22                 | 1,639.41             | 20,221.74         | 147,927.82                     | 11,891.45            | 9,212.97            |
| 19    | MAHARASHTRA                              | 236,860.12                | 6,216.44             | 92,229.97         | 357,206.87                     | 54,794.04            | 153,733.29          |
| 20    | MANIPUR                                  | 35,937.00                 | 0.00                 | 0.00              | 47,023.00                      | 0.00                 | 0.00                |
| 21    | MEGHALAYA                                | 69.73                     | 0.00                 | 223.87            | 113.46                         | 0.00                 | 102.54              |
| 22    | MIZORAM                                  | 0.00                      | 0.00                 | 0.00              | 145.69                         | 0.00                 | 0.00                |
| 23    | NAGALAND                                 | 6.64                      | 8.81                 | 141.41            | 181.70                         | 356.60               | 398.79              |
| 24    | ORISSA                                   | 115,475.14                | 131,598.53           | 8,062.42          | 48,520.77                      | 4,484.55             | 227,616.94          |
| 25    | PONDICHERY                               | 718.14                    | 990.81               | 1,801.35          | 905.28                         | 559.62               | 1,587.20            |
| 26    | PUNJAB                                   | 258,048.34                | 10,640.33            | 8,471.08          | 184,174.86                     | 7,354.01             | 16,860.47           |
| 27    | RAJASTHAN                                | 129,885.11                | 1,300.71             | 2,753.71          | 116,025.38                     | 2,268.93             | 8,369.35            |
| 28    | TAMIL NADU                               | 103,845.36                | 215,768.78           | 129,853.02        | 236,580.44                     | 186,556.80           | 156,591.35          |
| 29    | TRIPURA                                  | 522.18                    | 52.52                | 0.00              | 3,894.00                       | 386.06               | 0.00                |
| 30    | UTTAR PRADESH                            | 64,268.31                 | 15,478.69            | 0.00              | 0.00                           | 0.00                 | 163,175.54          |
| 31    | UTTARANCHAL                              | 4,602.79                  | 162.86               | 535.23            | 3,558.71                       | 416.47               | 1,092.28            |
| 32    | WEST BENGAL                              | 86,800.96                 | 19,628.22            | 26,507.56         | 101,269.48                     | 19,446.83            | 35,621.54           |
|       | <b>ALL INDIA TOTAL</b>                   | <b>2,047,685.71</b>       | <b>830,979.49</b>    | <b>520,921.19</b> | <b>2,315,280.92</b>            | <b>766,773.15</b>    | <b>1,159,070.35</b> |

NAFSCOB

NAVI MUMBAI

PRIMARY AGRICULTURAL CREDIT SOCIETIES

TABLE - XIII  
TOTAL DEMAND AND COLLECTION PURPOSE WISE

DURING - 2002-03

(AS ON 31ST MARCH)

Rs. In Lakhs

| SL NO | NAME OF THE STATES/<br>UNION TERRITORIES | TOTAL DEMAND PURPOSE WISE |                      |                     | TOTAL COLLECTION PURPOSE WISE |                      |                   |
|-------|--|---------------------------|----------------------|---------------------|-------------------------------|----------------------|-------------------|
|       |  | AGRICULTURAL              | NON-<br>AGRICULTURAL | OTHERS              | AGRICULTURAL                  | NON-<br>AGRICULTURAL | OTHERS            |
|       | 1  | 86                        | 87                   | 88                  | 89                            | 90                   | 91                |
| 1     | ANDAMAN AND NICOBAR                      | 169.00                    | 0.00                 | 0.00                | 70.00                         | 0.00                 | 0.00              |
| 2     | ANDHRA PRADESH                           | 213,309.89                | 14,565.46            | 90,024.38           | 118,336.52                    | 7,476.30             | 26,915.15         |
| 3     | ARUNACHAL PRADESH                        | 44.90                     | 0.00                 | 17.87               | 1.78                          | 0.00                 | 0.00              |
| 4     | ASSAM                                    | 1,110.60                  | 275.66               | 342.52              | 24.24                         | 2.15                 | 0.00              |
| 5     | BIHAR                                    | 31,522.38                 | 0.00                 | 0.00                | 5,866.16                      | 0.00                 | 0.00              |
| 6     | CHANDIGARH                               | 0.00                      | 0.00                 | 10.16               | 0.00                          | 0.00                 | 2.96              |
| 7     | CHHATTISGARH                             | 56,334.75                 | 4,547.60             | -15,473.65          | 36,038.16                     | 707.16               | -5,472.80         |
| 8     | DADRANAGAR HAVELI                        | 0.00                      | 0.00                 | 2.00                | 0.00                          | 0.00                 | 2.00              |
| 9     | DELHI                                    | 0.00                      | 0.00                 | 0.00                | 0.00                          | 0.00                 | 0.00              |
| 10    | GOA                                      | 594.33                    | 661.75               | 51.13               | 230.92                        | 197.31               | 11.91             |
| 11    | GUJARAT                                  | 236,659.94                | 3,390.58             | 28,808.23           | 143,417.75                    | 1,351.55             | 17,325.41         |
| 12    | HARYANA                                  | 317,558.04                | 27,520.96            | 0.00                | 226,075.49                    | 15,837.01            | 0.00              |
| 13    | HIMACHAL PRADESH                         | 13,409.47                 | 0.00                 | 0.00                | 7,705.44                      | 0.00                 | 0.00              |
| 14    | JAMMU AND KASHMIR                        | 1,623.96                  | 95.07                | 59.95               | 381.52                        | 73.77                | 17.95             |
| 15    | JHARKHAND                                | 0.00                      | 0.00                 | 305.22              | 0.00                          | 0.00                 | 12.55             |
| 16    | KARNATAKA                                | 135,010.41                | 16,432.18            | 73,393.65           | 79,585.00                     | 11,966.96            | 28,657.84         |
| 17    | KERALA                                   | 107,180.79                | 335,477.04           | 111,440.04          | 73,199.22                     | 257,182.75           | 88,814.02         |
| 18    | MADHYA PRADESH                           | 172,374.93                | 14,074.46            | 17,913.89           | 97,004.82                     | 4,373.87             | 8,841.59          |
| 19    | MAHARASHTRA                              | 232,780.85                | 27,689.44            | 284,391.90          | 104,837.74                    | 14,083.39            | 140,672.20        |
| 20    | MANIPUR                                  | 13,150.00                 | 0.00                 | 17,453.00           | 0.00                          | 0.00                 | 17,421.00         |
| 21    | MEGHALAYA                                | 134.23                    | 0.00                 | 659.71              | 23.92                         | 0.00                 | 145.45            |
| 22    | MIZORAM                                  | 148.72                    | 0.00                 | 0.00                | 9.51                          | 0.00                 | 0.00              |
| 23    | NAGALAND                                 | 181.70                    | 356.60               | 125.68              | 0.00                          | 0.00                 | 61.60             |
| 24    | ORISSA                                   | 49,426.87                 | 3,264.44             | 205,363.12          | 30,901.86                     | 1,677.73             | 169,461.97        |
| 25    | PONDICHERRY                              | 1,171.14                  | 459.26               | 1,043.87            | 759.54                        | 459.26               | 851.20            |
| 26    | PUNJAB                                   | 274,274.87                | 0.00                 | 4,260.83            | 233,626.93                    | 0.00                 | 3,320.74          |
| 27    | RAJASTHAN                                | 142,656.94                | 971.40               | 11,958.29           | 104,018.05                    | 236.41               | 10,305.71         |
| 28    | TAMIL NADU                               | 200,676.41                | 166,383.87           | 63,783.02           | 78,283.23                     | 133,255.16           | 43,576.52         |
| 29    | TRIPURA                                  | 3,354.31                  | 373.53               | 0.00                | 290.36                        | 32.12                | 0.00              |
| 30    | UTTAR PRADESH                            | 0.00                      | 0.00                 | 121,663.94          | 0.00                          | 0.00                 | 70,077.00         |
| 31    | UTTARANCHAL                              | 2,549.94                  | 0.00                 | 0.00                | 888.51                        | 0.00                 | 0.00              |
| 32    | WEST BENGAL                              | 119,603.99                | 18,696.50            | 54,221.93           | 65,146.06                     | 10,037.72            | 18,437.85         |
|       | <b>ALL INDIA TOTAL</b>                   | <b>2,327,013.36</b>       | <b>635,235.80</b>    | <b>1,071,820.68</b> | <b>1,406,722.73</b>           | <b>458,950.62</b>    | <b>639,459.82</b> |

NAFSCOB

NAVI MUMBAI

PRIMARY AGRICULTURAL CREDIT SOCIETIES

TABLE - XIV  
TOTAL BALANCES (OVERDUES) AND PERCENTAGE OF OVERDUES TO DEMAND PURPOSE WISE

DURING - 2002-03

(AS ON 31ST MARCH)

(Rs. IN LAKHS)

PERCENTAGE(%)

| SL NO | NAME OF THE STATES/<br>UNION TERRITORIES | BALANCES (OVERDUES) PURPOSE WISE |                      |                   | PERCENTAGE OF OVERDUES TO DEMAND(%) |                      |              |
|-------|--|----------------------------------|----------------------|-------------------|-------------------------------------|----------------------|--------------|
|       |  | AGRICULTURAL                     | NON-<br>AGRICULTURAL | OTHERS            | AGRICULTURAL                        | NON-<br>AGRICULTURAL | OTHERS       |
|       | 1  | 92                               | 93                   | 94                | 95                                  | 96                   | 97           |
| 1     | ANDAMAN AND NICOBAR                      | 99.00                            | 0.00                 | 0.00              | 58.58                               | 0.00                 | 0.00         |
| 2     | ANDHRA PRADESH                           | 94,973.37                        | 7,089.16             | 63,109.23         | 44.52                               | 48.67                | 70.10        |
| 3     | ARUNACHAL PRADESH                        | 43.12                            | 0.00                 | 17.87             | 96.04                               | 0.00                 | 100.00       |
| 4     | ASSAM                                    | 1,086.36                         | 273.51               | 342.52            | 97.82                               | 99.22                | 100.00       |
| 5     | BIHAR                                    | 25,656.22                        | 0.00                 | 0.00              | 81.39                               | 0.00                 | 0.00         |
| 6     | CHANDIGARH                               | 0.00                             | 0.00                 | 7.20              | 0.00                                | 0.00                 | 70.87        |
| 7     | DADRANAGAR HAVELI                        | 0.00                             | 0.00                 | 0.00              | 0.00                                | 0.00                 | 0.00         |
| 8     | DELHI                                    | 0.00                             | 0.00                 | 0.00              | 0.00                                | 0.00                 | 0.00         |
| 9     | GOA                                      | 363.41                           | 464.44               | 39.22             | 61.15                               | 70.18                | 76.71        |
| 10    | GUJARAT                                  | 93,242.19                        | 2,039.03             | 11,482.82         | 39.40                               | 60.14                | 39.86        |
| 11    | HARYANA                                  | 91,482.55                        | 11,683.95            | 0.00              | 28.81                               | 42.45                | 0.00         |
| 12    | HIMACHAL PRADESH                         | 5,704.03                         | 0.00                 | 0.00              | 42.54                               | 0.00                 | 0.00         |
| 13    | JAMMU AND KASHMIR                        | 1,242.44                         | 21.30                | 42.00             | 76.51                               | 22.40                | 70.06        |
| 14    | KARNATAKA                                | 55,425.41                        | 4,465.22             | 44,735.81         | 41.05                               | 27.17                | 60.95        |
| 15    | KERALA                                   | 33,981.57                        | 78,294.29            | 22,626.02         | 31.70                               | 23.34                | 20.30        |
| 16    | MADHYA PRADESH                           | 75,370.11                        | 9,700.59             | 9,072.30          | 43.72                               | 68.92                | 50.64        |
| 17    | MAHARASHTRA                              | 127,943.11                       | 13,606.05            | 143,719.70        | 54.96                               | 49.14                | 50.54        |
| 18    | MANIPUR                                  | 13,150.00                        | 0.00                 | 32.00             | 100.00                              | 0.00                 | 0.18         |
| 19    | MEGHALAYA                                | 110.31                           | 0.00                 | 514.26            | 82.18                               | 0.00                 | 77.95        |
| 20    | MIZORAM                                  | 139.21                           | 0.00                 | 0.00              | 93.61                               | 0.00                 | 0.00         |
| 21    | NAGALAND                                 | 181.70                           | 356.60               | 64.08             | 100.00                              | 100.00               | 50.99        |
| 22    | ORISSA                                   | 18,525.01                        | 1,586.71             | 35,901.15         | 37.48                               | 48.61                | 17.48        |
| 23    | PONDICHERRY                              | 411.60                           | 0.00                 | 192.67            | 35.15                               | 0.00                 | 18.46        |
| 24    | PUNJAB                                   | 40,647.94                        | 0.00                 | 940.09            | 14.82                               | 0.00                 | 22.06        |
| 25    | RAJASTHAN                                | 38,638.89                        | 734.99               | 1,655.78          | 27.09                               | 75.66                | 13.85        |
| 26    | TAMIL NADU                               | 122,393.18                       | 33,128.71            | 20,206.62         | 60.99                               | 19.91                | 31.68        |
| 27    | TRIPURA                                  | 3,063.95                         | 341.41               | 0.00              | 91.34                               | 91.40                | 0.00         |
| 28    | UTTAR PRADESH                            | 0.00                             | 0.00                 | 51,586.94         | 0.00                                | 0.00                 | 42.40        |
| 29    | WEST BENGAL                              | 54,457.93                        | 8,658.78             | 35,784.08         | 45.53                               | 46.31                | 66.00        |
| 30    | CHHATTISGARH                             | 20,296.59                        | 3,840.44             | 3,003.29          | 36.03                               | 84.45                | 83.99        |
| 31    | JHARKHAND                                | 0.00                             | 0.00                 | 292.67            | 0.00                                | 0.00                 | 95.89        |
| 32    | UTTARANCHAL                              | 1,661.43                         | 0.00                 | 0.00              | 65.16                               | 0.00                 | 0.00         |
|       | <b>ALL INDIA TOTAL</b>                   | <b>920,290.63</b>                | <b>176,285.18</b>    | <b>445,368.32</b> | <b>39.55</b>                        | <b>27.75</b>         | <b>40.83</b> |

NAFSCOB

NAVI MUMBAI

PRIMARY AGRICULTURAL CREDIT SOCIETIES

**TABLE - XV**  
**NUMBER OF SOCIETIES IN PROFIT, LOSS, HAVING THEIR OWN GODOWNS WITH ITS**  
**CAPACITY AND NUMBER OF VILLAGES COVERED BY THE SOCIETIES**  
**DURING - 2002-03**

(AS ON 31ST MARCH)

(RS. IN THOUSAND)

| SL NO | NAME OF THE STATES/<br>UNION TERRITORIES | SOCIETIES IN PROFIT |                  | SOCIETIES IN LOSS |                   | NUMBER OF SOCIETIES<br>WITH GODOWNS |                      | NUMBER OF<br>VILLAGES<br>COVERED BY<br>SOCIETIES |
|-------|--|---------------------|------------------|-------------------|-------------------|-------------------------------------|----------------------|--|
|       |  | NUMBERS             | AMOUNTS<br>(000) | NUMBERS           | AMOUNTS<br>(000)  | NUMBERS                             | CAPACITY<br>(TONNE)  |  |
|       | 1  | 98                  | 99               | 100               | 101               | 102                                 | 103                  | 104  |
| 1     | ANDAMAN AND NICOBAR                      | 9.00                | 275              | 33.00             | 240               | 0.00                                | 0.00                 | 204.00   |
| 2     | ANDHRA PRADESH                           | 1,146.00            | 345,717          | 3,100.00          | 657,019           | 2,638.00                            | 2,715,990.00         | 27,551.00  |
| 3     | ARUNACHAL PRADESH                        | 20.00               | 2,456            | 6.00              | 806               | 25.00                               | 9,902.00             | 3,649.00   |
| 4     | ASSAM                                    | 309.00              | 763,889          | 419.00            | 990,860           | 622.00                              | 70,653.00            | 23,422.00  |
| 5     | BIHAR                                    | 3,532.00            | 48,715           | 3,525.00          | 112,543           | 1,676.00                            | 167,600.00           | 77,694.00  |
| 6     | CHANDIGARH                               | 15.00               | 7                | 2.00              | 6                 | 0.00                                | 0.00                 | 22.00  |
| 7     | CHHATTISGARH                             | 1,113.00            | 31,466           | 826.00            | 121,544           | 2,324.00                            | 2,047,900.00         | 30,240.00  |
| 8     | DADRANAGAR HAVELI                        | 6.00                | 1                | 0.00              | 0                 | 0.00                                | 0.00                 | 1.00   |
| 9     | DELHI                                    | 0.00                | 0                | 0.00              | 0                 | 0.00                                | 0.00                 | 0.00   |
| 10    | GOA                                      | 63.00               | 4,888            | 21.00             | 1,143             | 53.00                               | 5,875.00             | 256.00   |
| 11    | GUJARAT                                  | 4,272.00            | 335,015          | 2,765.00          | 351,652           | 3,735.00                            | 546,688.00           | 17,209.00  |
| 12    | HARYANA                                  | 614.00              | 111,900          | 1,803.00          | 582,800           | 1,668.00                            | 166,800.00           | 7,077.00   |
| 13    | HIMACHAL PRADESH                         | 1,670.00            | 789              | 366.00            | 106               | 1,678.00                            | 167,800.00           | 20,118.00  |
| 14    | JAMMU AND KASHMIR                        | 171.00              | 3,990            | 209.00            | 7,775,207         | 182.00                              | 18,760.00            | 3,899.00   |
| 15    | JHARKHAND                                | 203.00              | 9,100            | 0.00              | 0                 | 208.00                              | 14,675.00            | 3,611.00   |
| 16    | KARNATAKA                                | 1,396.00            | 111,874          | 2,307.00          | 448,221           | 2,944.00                            | 733,046.00           | 24,251.00  |
| 17    | KERALA                                   | 752.00              | 324,394          | 853.00            | 1,062,589         | 1,356.00                            | 3,870,949.00         | 1,608.00   |
| 18    | MADHYA PRADESH                           | 1,884.00            | 123,672          | 2,413.00          | 502,966           | 4,321.00                            | 1,427,824.00         | 54,706.00  |
| 19    | MAHARASHTRA                              | 10,104.00           | 808,547          | 12,247.00         | 2,409,475         | 6,765.00                            | 4,141,120.00         | 59,662.00  |
| 20    | MANIPUR                                  | 0.00                | 0                | 108.00            | 20,100            | 0.00                                | 0.00                 | 0.00   |
| 21    | MEGHALAYA                                | 65.00               | 16               | 114.00            | 18                | 61.00                               | 3,755.00             | 2,458.00   |
| 22    | MIZORAM                                  | 59.00               | 6,997            | 4.00              | 950               | 18.00                               | 1,800.00             | 660.00   |
| 23    | NAGALAND                                 | 0.00                | 0                | 0.00              | 0                 | 13.00                               | 74,500.00            | 969.00   |
| 24    | ORISSA                                   | 1,220.00            | 56,786           | 2,485.00          | 159,243           | 3,722.00                            | 2,280,116.00         | 43,221.00  |
| 25    | PONDICHERRY                              | 12.00               | 2,997            | 41.00             | 37,562            | 36.00                               | 2,400.00             | 264.00   |
| 26    | PUNJAB                                   | 1,880.00            | 2,681            | 1,720.00          | 6,399             | 3,259.00                            | 917,929.00           | 12,428.00  |
| 27    | RAJASTHAN                                | 3,832.00            | 466,432          | 1,697.00          | 206,239           | 5,000.00                            | 5,075,907.00         | 40,709.00  |
| 28    | TAMIL NADU                               | 1,019.00            | 169,102          | 3,878.00          | 2,918,913         | 4,562.00                            | 3,088,331.00         | 19,872.00  |
| 29    | TRIPURA                                  | 42.00               | 11               | 220.00            | 225               | 193.00                              | 15,450.00            | 887.00   |
| 30    | UTTAR PRADESH                            | 4,536.00            | 177,382          | 1,968.00          | 15,296            | 7,690.00                            | 769,000.00           | 112,804.00                                       |
| 31    | UTTARANCHAL                              | 262.00              | 10,667           | 100.00            | 3,671             | 290.00                              | 461,100.00           | 5,900.00   |
| 32    | WEST BENGAL                              | 43,143.00           | 124,575          | 10,396.00         | 232,595           | 9,153.00                            | 3,997,925.00         | 179,176.00                                       |
|       | <b>ALL INDIA TOTAL</b>                   | <b>83,349.00</b>    | <b>4,044,341</b> | <b>53,626.00</b>  | <b>18,618,388</b> | <b>64,192.00</b>                    | <b>32,793,795.00</b> | <b>774,528.00</b>                                |

NAFSCOB

NAVI MUMBAI

PRIMARY AGRICULTURAL CREDIT SOCIETIES

TABLE - XVI  
DETAILS OF STAFFING PATTERN DURING

DURING - 2002-03

(AS ON 31ST MARCH)

(NUMBERS)

| SL NO | NAME OF THE STATES/<br>UNION TERRITORIES | FULL TIME<br>PAID<br>SECRETARIES | PART TIME<br>PAID<br>SECRETARIES | OTHER STAFF<br>(CLERK/<br>TYPIST/<br>HELPER) | TOTAL NO.<br>OF STAFF<br>(104+105+106) | NUMBER OF STAFF |                |
|-------|--|----------------------------------|----------------------------------|--|--|-----------------|----------------|
|       |  |                                  |                                  |  |  | TRAINED         | UNTRAINED      |
|       | 1  | 105                              | 106                              | 107  | 108                                    | 109             | 110            |
| 1     | ANDAMAN AND NICOBAR                      | 15                               | 0                                | 0  | 15                                     | 15              | 0              |
| 2     | ANDHRA PRADESH                           | 3,980                            | 706                              | 9,158  | 13,844                                 | 5,448           | 8,396          |
| 3     | ARUNACHAL PRADESH                        | 58                               | 0                                | 539  | 597                                    | 25              | 572            |
| 4     | ASSAM                                    | 650                              | 118                              | 5,404  | 6,172                                  | 591             | 5,581          |
| 5     | BIHAR                                    | 4,492                            | 2,515                            | 1  | 7,008                                  | 1,676           | 5,332          |
| 6     | CHANDIGARH                               | 0                                | 11                               | 0  | 11                                     | 0               | 11             |
| 7     | CHHATTISGARH                             | 1,776                            | 1,340                            | 4,337  | 7,453                                  | 1,017           | 6,436          |
| 8     | DADRANAGAR HAVELI                        | 1                                | 1                                | 1  | 3                                      | 1               | 2              |
| 9     | DELHI                                    | 0                                | 0                                | 0  | 0                                      | 0               | 0              |
| 10    | GOA                                      | 80                               | 0                                | 584  | 664                                    | 169             | 495            |
| 11    | GUJARAT                                  | 5,775                            | 1,042                            | 6,645  | 13,462                                 | 4,811           | 8,651          |
| 12    | HARYANA                                  | 2,282                            | 0                                | 5,188  | 7,470                                  | 5,188           | 2,282          |
| 13    | HIMACHAL PRADESH                         | 2,072                            | 14                               | 1,976  | 4,062                                  | 1,257           | 2,805          |
| 14    | JAMMU AND KASHMIR                        | 80                               | 254                              | 198  | 532                                    | 0               | 532            |
| 15    | JHARKHAND                                | 71                               | 257                              | 210  | 538                                    | 208             | 330            |
| 16    | KARNATAKA                                | 3,039                            | 435                              | 6,077  | 9,551                                  | 4,943           | 4,608          |
| 17    | KERALA                                   | 1,998                            | 139                              | 16,166                                       | 18,303                                 | 9,145           | 9,158          |
| 18    | MADHYA PRADESH                           | 3,838                            | 1,917                            | 11,515                                       | 17,270                                 | 2,962           | 14,308         |
| 19    | MAHARASHTRA                              | 11,776                           | 3,112                            | 14,023                                       | 28,911                                 | 9,995           | 18,916         |
| 20    | MANIPUR                                  | 0                                | 0                                | 0  |  | 0               | 0              |
| 21    | MEGHALAYA                                | 80                               | 15                               | 137  | 232                                    | 0               | 232            |
| 22    | MIZORAM                                  | 22                               | 42                               | 21   | 85                                     | 33              | 52             |
| 23    | NAGALAND                                 | 13                               | 0                                | 0  | 13                                     | 13              | 0              |
| 24    | ORISSA                                   | 5,452                            | 694                              | 3,671  | 9,817                                  | 2,758           | 7,059          |
| 25    | PONDICHERY                               | 49                               | 2                                | 170  | 221                                    | 167             | 54             |
| 26    | PUNJAB                                   | 3,470                            | 0                                | 7,398  | 10,868                                 | 5,813           | 5,055          |
| 27    | RAJASTHAN                                | 3,708                            | 1,168                            | 2,928  | 7,804                                  | 3,189           | 4,615          |
| 28    | TAMIL NADU                               | 5,122                            | 27                               | 39,357                                       | 44,506                                 | 24,139          | 19,752         |
| 29    | TRIPURA                                  | 0                                | 0                                | 6,620  | 6,620                                  | 6,620           | 0              |
| 30    | UTTAR PRADESH                            | 339                              | 7,706                            | 0  | 8,045                                  | 7,690           | 355            |
| 31    | UTTARANCHAL                              | 267                              | 10                               | 661  | 938                                    | 661             | 277            |
| 32    | WEST BENGAL                              | 13,084                           | 7,156                            | 16,208                                       | 36,448                                 | 9,653           | 26,795         |
|       | <b>ALL INDIA TOTAL</b>                   | <b>73,589</b>                    | <b>28,681</b>                    | <b>159,193</b>                               | <b>261,463</b>                         | <b>108,187</b>  | <b>152,661</b> |

NAFSCOB

NAVI MUMBAI

PRIMARY AGRICULTURAL CREDIT SOCIETIES

**TABLE - XVII**  
**TOTAL CULTIVATED, UNCLTIVATED LAND AND**  
**STATE WISE TOTAL POPULATION DURING**  
**DURING - 2002-03**

(AS ON 31ST MARCH)

(NUMBERS)

| SL NO | NAME OF THE STATES/<br>UNION TERRITORIES | TOTAL<br>CULTIVATED<br>LAND IN THE<br>STATE | TOTAL<br>UNCLTIVATED<br>LAND IN THE<br>STATE | TOTAL<br>POPULATION<br>IN THE STATE<br>(000) | OF COL. 112<br>MALE<br>(000) | OF COL. 112<br>FEMALE<br>(000) |
|-------|--|---|--|--|------------------------------|--------------------------------|
|       | <b>1</b>                                 | <b>111</b>                                  | <b>112</b>                                   | <b>113</b>                                   | <b>114</b>                   | <b>115</b>                     |
| 1     | ANDAMAN AND NICOBAR                      | 15,564.00                                   | 44,169.00                                    | 2,807.00                                     | 1,544.00                     | 1,263.00                       |
| 2     | ANDHRA PRADESH                           | 16,025,585.00                               | 26,067,094.00                                | 67,052.00                                    | 34,148.00                    | 32,904.00                      |
| 3     | ARUNACHAL PRADESH                        | 1,932.00                                    | 8,646.00                                     | 435.00                                       | 280.00                       | 155.00                         |
| 4     | ASSAM                                    | 3,781,320.00                                | 1,713,070.00                                 | 10,784.00                                    | 5,828.00                     | 4,956.00                       |
| 5     | BIHAR                                    | 9,859,000.00                                | 74,590,000.00                                | 86,375.00                                    | 45,202.00                    | 41,173.00                      |
| 6     | CHANDIGARH                               | 0.00  | 0.00   | 800.00                                       | 517.00                       | 283.00                         |
| 7     | CHHATTISGARH                             | 7,353,193.00                                | 2,747,638.00                                 | 26,366.00                                    | 13,590.00                    | 12,776.00                      |
| 8     | DADRANAGAR HAVELI                        | 0.00  | 0.00   | 0.00   | 0.00                         | 0.00                           |
| 9     | DELHI                                    | 0.00  | 0.00   | 0.00   | 0.00                         | 0.00                           |
| 10    | GOA                                      | 171,455.00                                  | 55,104.00                                    | 1,344.00                                     | 686.00                       | 658.00                         |
| 11    | GUJARAT                                  | 9,215,386.00                                | 3,033,676.00                                 | 58,342.00                                    | 24,802.00                    | 33,540.00                      |
| 12    | HARYANA                                  | 28,082,989.00                               | 5,710,058.00                                 | 21,083.00                                    | 11,328.00                    | 9,755.00                       |
| 13    | HIMACHAL PRADESH                         | 621,976.00                                  | 267,790.00                                   | 6,077.00                                     | 3,050.00                     | 3,027.00                       |
| 14    | JAMMU AND KASHMIR                        | 522,334.00                                  | 515,519.00                                   | 4,631.00                                     | 2,626.00                     | 2,005.00                       |
| 15    | JHARKHAND                                | 606,360.00                                  | 5,485.00                                     | 5,485.00                                     | 2,905.00                     | 2,580.00                       |
| 16    | KARNATAKA                                | 7,156,074.00                                | 4,219,915.00                                 | 36,986.00                                    | 19,084.00                    | 17,902.00                      |
| 17    | KERALA                                   | 2,361,506.00                                | 811,459.00                                   | 31,101.00                                    | 15,361.00                    | 15,740.00                      |
| 18    | MADHYA PRADESH                           | 14,374,539.00                               | 6,525,327.00                                 | 61,794.00                                    | 26,189.00                    | 35,605.00                      |
| 19    | MAHARASHTRA                              | 13,256,413.00                               | 6,662,786.00                                 | 83,526.00                                    | 42,393.00                    | 41,133.00                      |
| 20    | MANIPUR                                  | 0.00  | 0.00   | 0.00   | 0.00                         | 0.00                           |
| 21    | MEGHALAYA                                | 238,488.00                                  | 0.00   | 22.00  | 11.00                        | 11.00                          |
| 22    | MIZORAM                                  | 856,645.00                                  | 7,563,799.00                                 | 0.00   | 0.00                         | 0.00                           |
| 23    | NAGALAND                                 | 200,190.00                                  | 59,900.00                                    | 1,215.00                                     | 643.00                       | 572.00                         |
| 24    | ORISSA                                   | 7,562,568.00                                | 3,801,359.00                                 | 64,676.00                                    | 32,913.00                    | 31,763.00                      |
| 25    | PONDICHERY                               | 26,796.00                                   | 18,540.00                                    | 816.00                                       | 478.00                       | 338.00                         |
| 26    | PUNJAB                                   | 4,158,000.00                                | 875,000.00                                   | 20,300.00                                    | 11,300.00                    | 9,000.00                       |
| 27    | RAJASTHAN                                | 21,531,285.00                               | 10,638,580.00                                | 48,504.00                                    | 25,309.00                    | 23,195.00                      |
| 28    | TAMIL NADU                               | 6,862,706.00                                | 5,244,907.00                                 | 79,341.00                                    | 42,388.00                    | 36,953.00                      |
| 29    | TRIPURA                                  | 279,000.00                                  | 0.00   | 3,191.00                                     | 1,636.00                     | 1,555.00                       |
| 30    | UTTAR PRADESH                            | 17,300,000.00                               | 12,100,000.00                                | 139,112.00                                   | 74,010.00                    | 65,102.00                      |
| 31    | UTTARANCHAL                              | 305,092.00                                  | 965,197.00                                   | 3,480.00                                     | 1,866.00                     | 1,614.00                       |
| 32    | WEST BENGAL                              | 121,776,792.00                              | 32,595,602.00                                | 295,349.00                                   | 129,374.00                   | 165,975.00                     |
|       | <b>ALL INDIA TOTAL</b>                   | <b>294,503,188.00</b>                       | <b>206,840,620.00</b>                        | <b>1,160,994.00</b>                          | <b>569,461.00</b>            | <b>591,533.00</b>              |

NAFSCOB

NAVI MUMBAI

PRIMARY AGRICULTURAL CREDIT SOCIETIES

TABLE - XVIII  
TOTAL NUMBER OF VILLAGES, BLOCKS AND  
NUMBER OF VILLAGES COVERED BY PACS

DURING - 2002-03

(AS ON 31ST MARCH)

(NUMBERS)

| SL NO | NAME OF THE STATES/<br>UNION TERRITORIES | TOTAL<br>NUMBER OF<br>VILLAGES | TOTAL<br>NUMBER OF<br>BLOCKS | NUMBER OF<br>VILLAGES<br>COVERED BY<br>PACS | VILLAGES<br>COVERED AS<br>PERCENT TO<br>TOTAL |
|-------|--|--------------------------------|------------------------------|---|---|
|       | 1  | 116                            | 117                          | 118   | 119   |
| 1     | ANDAMAN AND NICOBAR                      | 204.00                         | 2.00                         | 204.00                                      | 100.00  |
| 2     | ANDHRA PRADESH                           | 27,647.00                      | 788.00                       | 27,551.00                                   | 99.65   |
| 3     | ARUNACHAL PRADESH                        | 3,649.00                       | 35.00                        | 3,649.00                                    | 100.00  |
| 4     | ASSAM                                    | 24,590.00                      | 183.00                       | 23,422.00                                   | 95.25   |
| 5     | BIHAR                                    | 77,694.00                      | 380.00                       | 77,694.00                                   | 100.00  |
| 6     | CHANDIGARH                               | 22.00                          | 1.00                         | 22.00                                       | 100.00  |
| 7     | CHHATTISGARH                             | 30,640.00                      | 207.00                       | 30,240.00                                   | 98.69   |
| 8     | DADRANAGAR HAVELI                        | 10.00                          | 1.00                         | 1.00  | 10.00   |
| 9     | DELHI                                    | 0.00                           | 0.00                         | 0.00  | 0.00  |
| 10    | GOA                                      | 369.00                         | 11.00                        | 256.00                                      | 69.38   |
| 11    | GUJARAT                                  | 24,483.00                      | 209.00                       | 17,209.00                                   | 70.29   |
| 12    | HARYANA                                  | 7,077.00                       | 19.00                        | 7,077.00                                    | 100.00  |
| 13    | HIMACHAL PRADESH                         | 20,118.00                      | 12.00                        | 20,118.00                                   | 100.00  |
| 14    | JAMMU AND KASHMIR                        | 3,899.00                       | 59.00                        | 3,899.00                                    | 100.00  |
| 15    | JHARKHAND                                | 3,611.00                       | 0.00                         | 3,611.00                                    | 100.00  |
| 16    | KARNATAKA                                | 25,079.00                      | 166.00                       | 24,251.00                                   | 96.70   |
| 17    | KERALA                                   | 1,639.00                       | 125.00                       | 1,608.00                                    | 98.11   |
| 18    | MADHYA PRADESH                           | 57,546.00                      | 379.00                       | 54,706.00                                   | 95.06   |
| 19    | MAHARASHTRA                              | 60,409.00                      | 349.00                       | 59,662.00                                   | 98.76   |
| 20    | MANIPUR                                  | 0.00                           | 0.00                         | 0.00  | 0.00  |
| 21    | MEGHALAYA                                | 5,629.00                       | 36.00                        | 2,458.00                                    | 43.67   |
| 22    | MIZORAM                                  | 710.00                         | 0.00                         | 660.00                                      | 92.96   |
| 23    | NAGALAND                                 | 969.00                         | 12.00                        | 969.00                                      | 100.00  |
| 24    | ORISSA                                   | 45,811.00                      | 357.00                       | 43,221.00                                   | 94.35   |
| 25    | PONDICHERRY                              | 264.00                         | 4.00                         | 264.00                                      | 100.00  |
| 26    | PUNJAB                                   | 12,428.00                      | 17.00                        | 12,428.00                                   | 100.00  |
| 27    | RAJASTHAN                                | 41,786.00                      | 187.00                       | 40,709.00                                   | 97.42   |
| 28    | TAMIL NADU                               | 20,189.00                      | 483.00                       | 19,872.00                                   | 98.43   |
| 29    | TRIPURA                                  | 962.00                         | 4.00                         | 887.00                                      | 92.20   |
| 30    | UTTAR PRADESH                            | 112,804.00                     | 901.00                       | 112,804.00                                  | 100.00  |
| 31    | UTTARANCHAL                              | 5,900.00                       | 22.00                        | 5,900.00                                    | 100.00  |
| 32    | WEST BENGAL                              | 184,335.00                     | 412.00                       | 179,176.00                                  | 97.20   |
|       | <b>ALL INDIA TOTAL</b>                   | <b>800,473.00</b>              | <b>5,361.00</b>              | <b>774,528.00</b>                           | <b>96.76</b>                                  |

NAFSCOB

NAVI MUMBAI

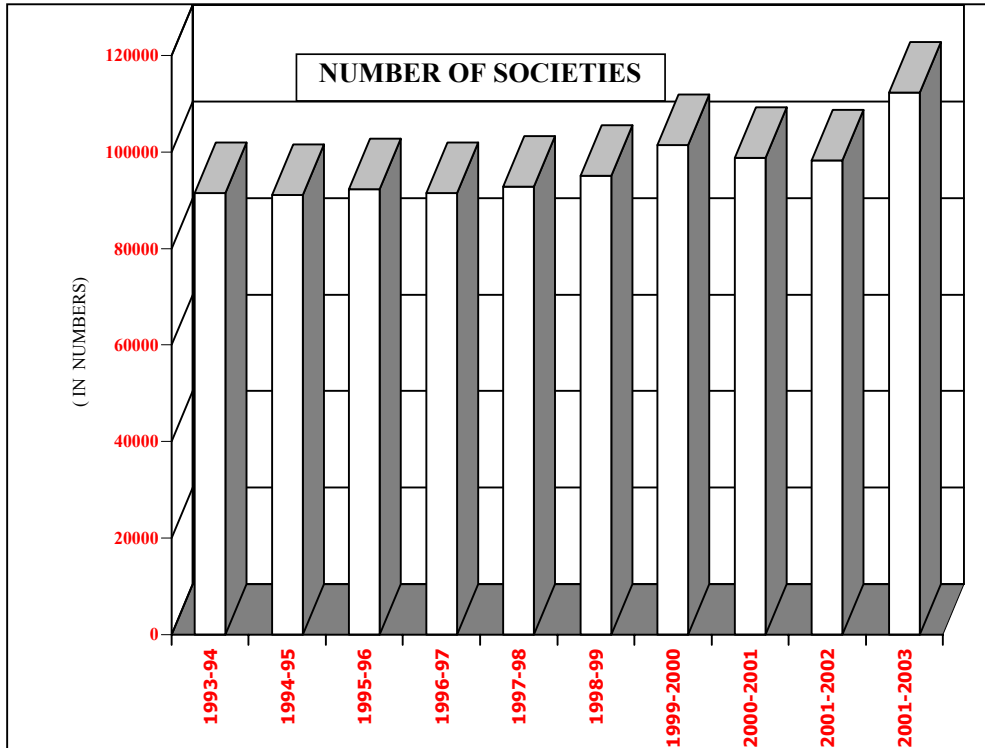


**GRAPHIC**

**PRESENTATION**

**( From Page No. 28 to 41 )**

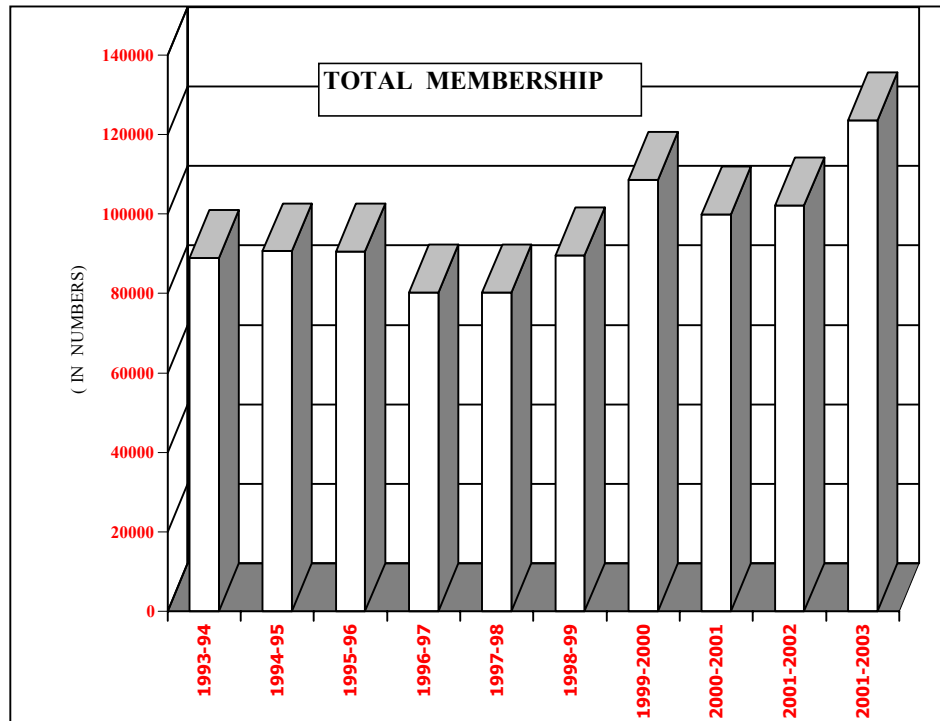
**PERFORMANCE OF  
PRIMARY AGRICULTURAL CREDIT SOCIETIES  
OVER A DECADE  
(1994 TO 2003)**



(IN NUMBERS)

| COOPERATIVE YEARS | NUMBER OF SOCIETIES |
|-------------------|---------------------|
| 1993-94           | 91592               |
| 1994-95           | 91110               |
| 1995-96           | 92327               |
| 1996-97           | 91588               |
| 1997-98           | 92838               |
| 1998-99           | 95156               |
| 1999-2000         | 101546              |
| 2000-2001         | 98843               |
| 2001-2002         | 98247               |
| 2001-2003         | 112309              |

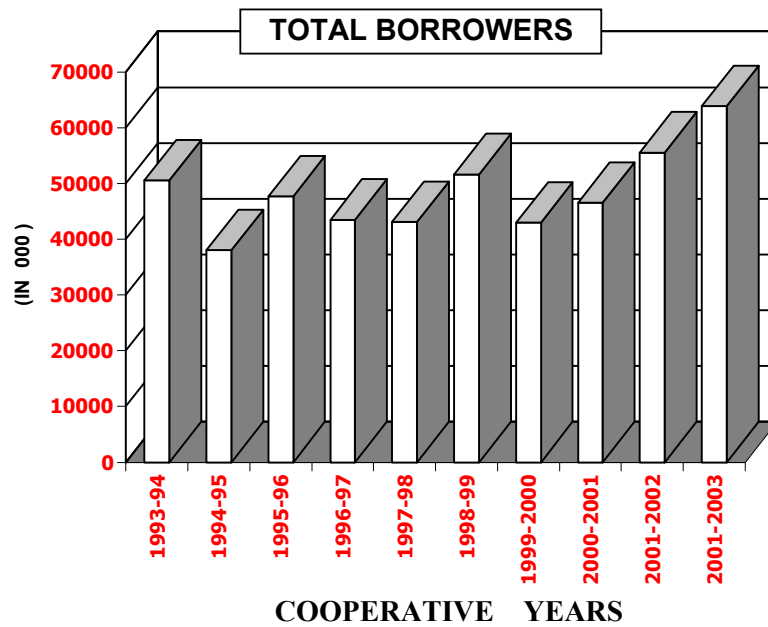
**PERFORMANCE OF  
PRIMARY AGRICULTURAL CREDIT SOCIETIES  
OVER A DECADE  
(1994 TO 2003)**



(IN THOUSANDS)

| COOPERATIVE YEARS | TOTAL MEMBERSHIP |
|-------------------|------------------|
| 1993-94           | 88989            |
| 1994-95           | 90621            |
| 1995-96           | 90472            |
| 1996-97           | 80258            |
| 1997-98           | 80205            |
| 1998-99           | 89568            |
| 1999-2000         | 108627           |
| 2000-2001         | 99918            |
| 2001-2002         | 102141           |
| 2001-2003         | 123552           |

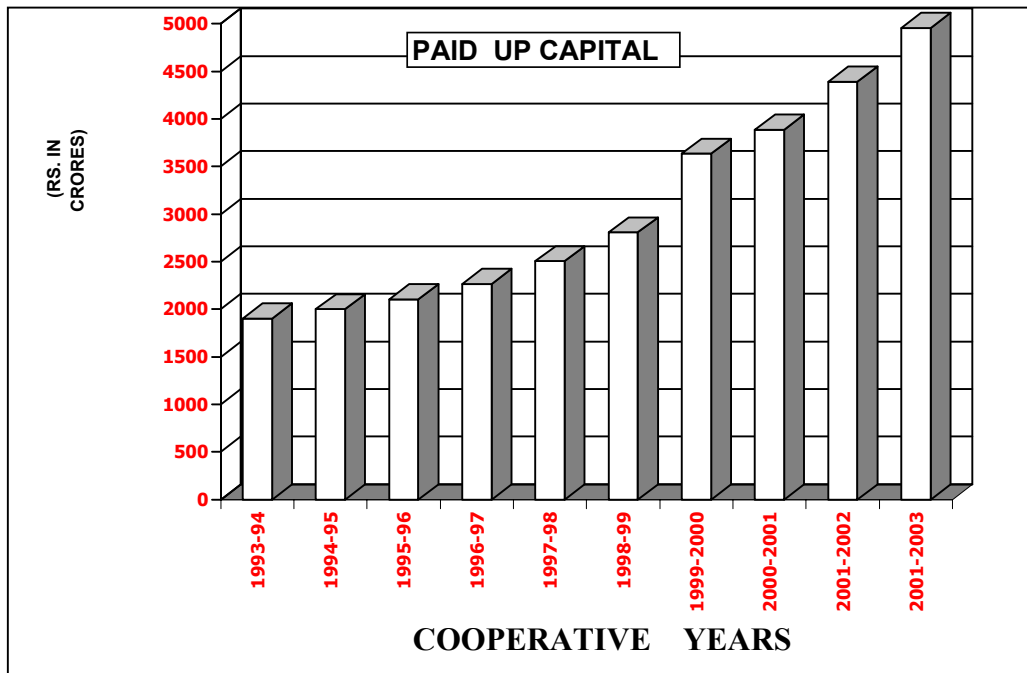
**PERFORMANCE OF  
PRIMARY AGRICULTURAL CREDIT  
SOCIETIES OVER A DECADE  
(1994 TO 2003)**



(IN THOUSANDS)

| COOPERATIVE YEARS | TOTAL BORROWERS |
|-------------------|-----------------|
| 1993-94           | 50528           |
| 1994-95           | 38047           |
| 1995-96           | 47710           |
| 1996-97           | 43496           |
| 1997-98           | 43073           |
| 1998-99           | 51643           |
| 1999-2000         | 42962           |
| 2000-2001         | 46533           |
| 2001-2002         | 55545           |
| 2001-2003         | 63879           |

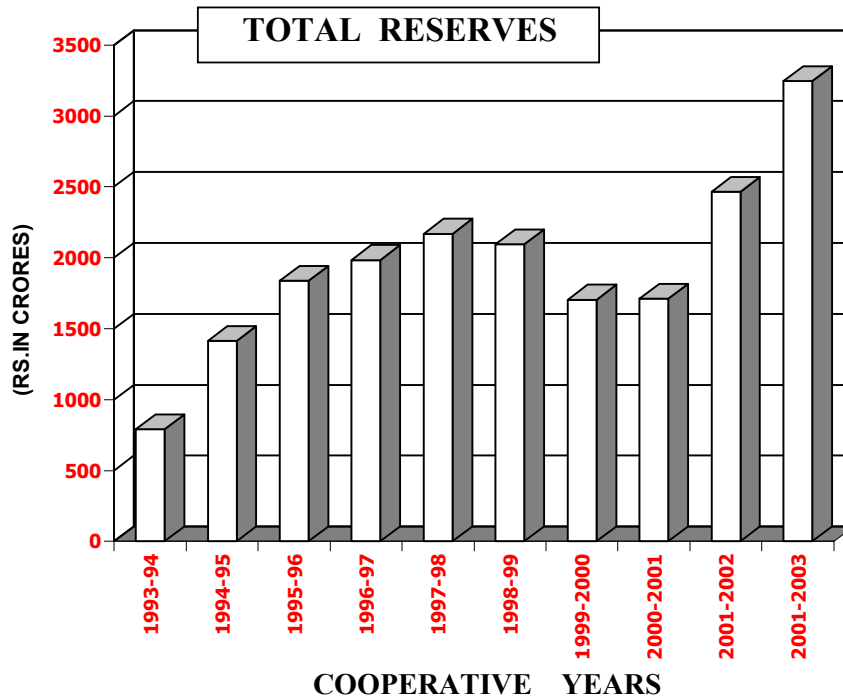
**PERFORMANCE OF  
PRIMARY AGRICULTURAL CREDIT SOCIETIES  
OVER A DECADE (1994 TO 2003)**



(RS. IN CRORES)

| COOPERATIVE YEARS | SHARE CAPITAL |
|-------------------|---------------|
| 1993-94           | 1902          |
| 1994-95           | 1998          |
| 1995-96           | 2104          |
| 1996-97           | 2265          |
| 1997-98           | 2503          |
| 1998-99           | 2806          |
| 1999-2000         | 3633          |
| 2000-2001         | 3884          |
| 2001-2002         | 4390          |
| 2001-2003         | 4953          |

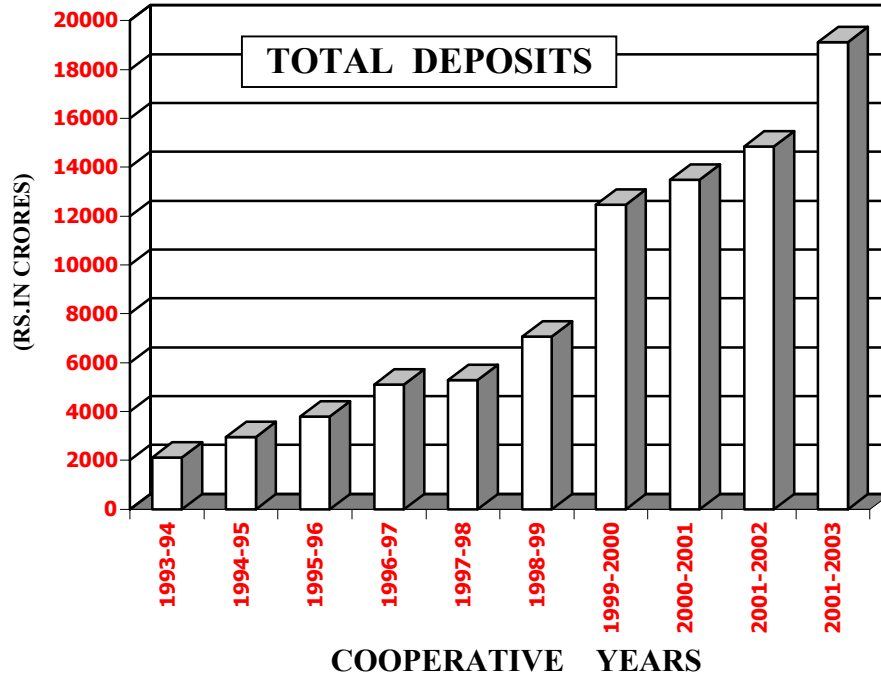
**PERFORMANCE OF  
PRIMARY AGRICULTURAL CREDIT  
SOCIETIES OVER A DECADE  
(1994 TO 2003)**



(RS. IN CRORES)

| COOPERATIVE YEARS | RESERVE FUNDS |
|-------------------|---------------|
| 1993-94           | 792           |
| 1994-95           | 1414          |
| 1995-96           | 1839          |
| 1996-97           | 1985          |
| 1997-98           | 2169          |
| 1998-99           | 2094          |
| 1999-2000         | 1705          |
| 2000-2001         | 1710          |
| 2001-2002         | 2466          |
| 2001-2003         | 3245          |

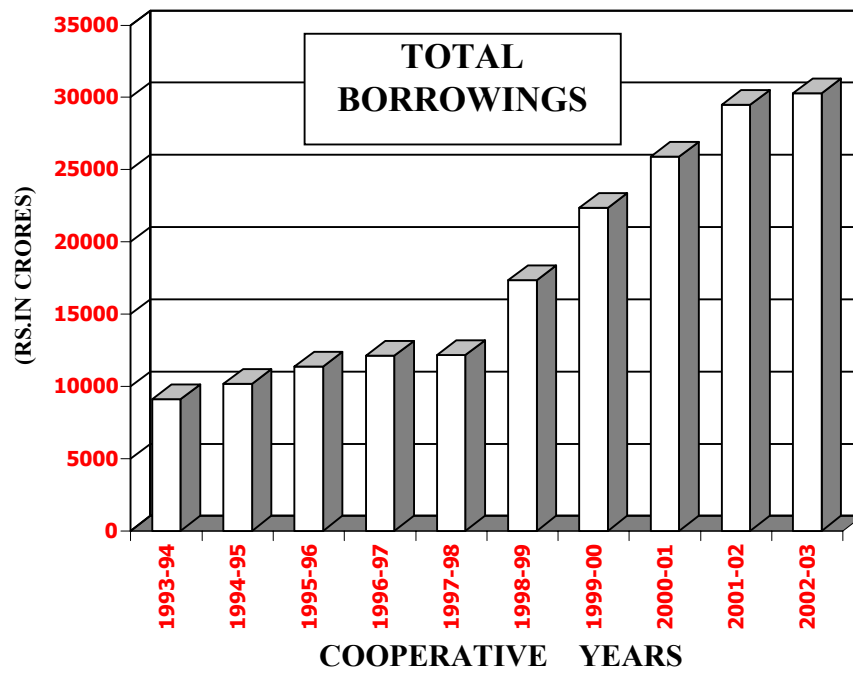
**PERFORMANCE OF  
PRIMARY AGRICULTURAL CREDIT  
SOCIETIES  
OVER A DECADE (1994 TO 2003)**



(RS. IN CRORES)

| COOPERATIVE YEARS | TOTAL DEPOSITS |
|-------------------|----------------|
| 1993-94           | 2102           |
| 1994-95           | 2962           |
| 1995-96           | 3790           |
| 1996-97           | 5108           |
| 1997-98           | 5279           |
| 1998-99           | 7062           |
| 1999-2000         | 12459          |
| 2000-2001         | 13481          |
| 2001-2002         | 14846          |
| 2001-2003         | 19120          |

**PERFORMANCE OF  
PRIMARY AGRICULTURAL CREDIT  
SOCIETIES OVER A DECADE  
(1994 TO 2003)**

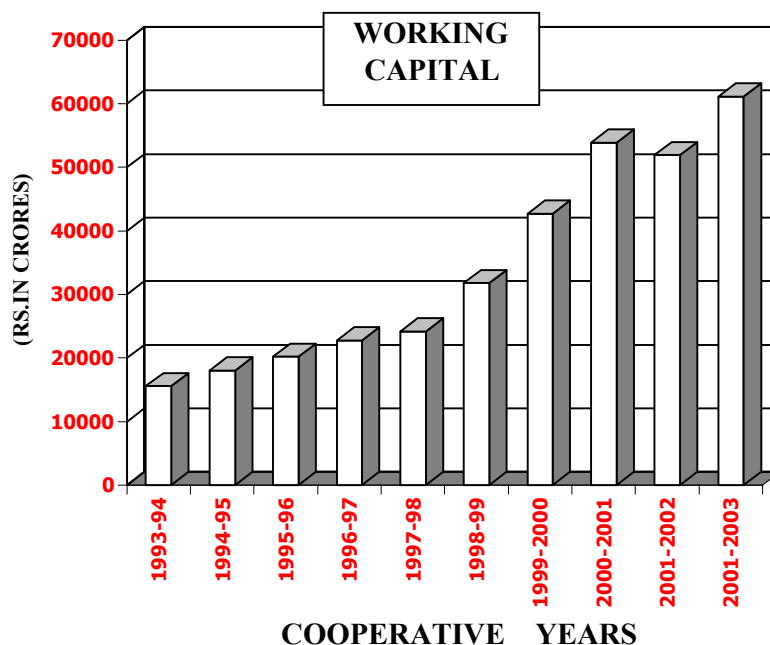


(RS. IN CRORES)

| COOPERATIVE YEARS | TOTAL BORROWINGS |
|-------------------|------------------|
| 1993-94           | 9117             |
| 1994-95           | 10177            |
| 1995-96           | 11381            |
| 1996-97           | 12106            |
| 1997-98           | 12164            |
| 1998-99           | 17326            |
| 1999-00           | 22350            |
| 2000-01           | 25890            |
| 2001-02           | 29475            |
| 2002-03           | 30278            |



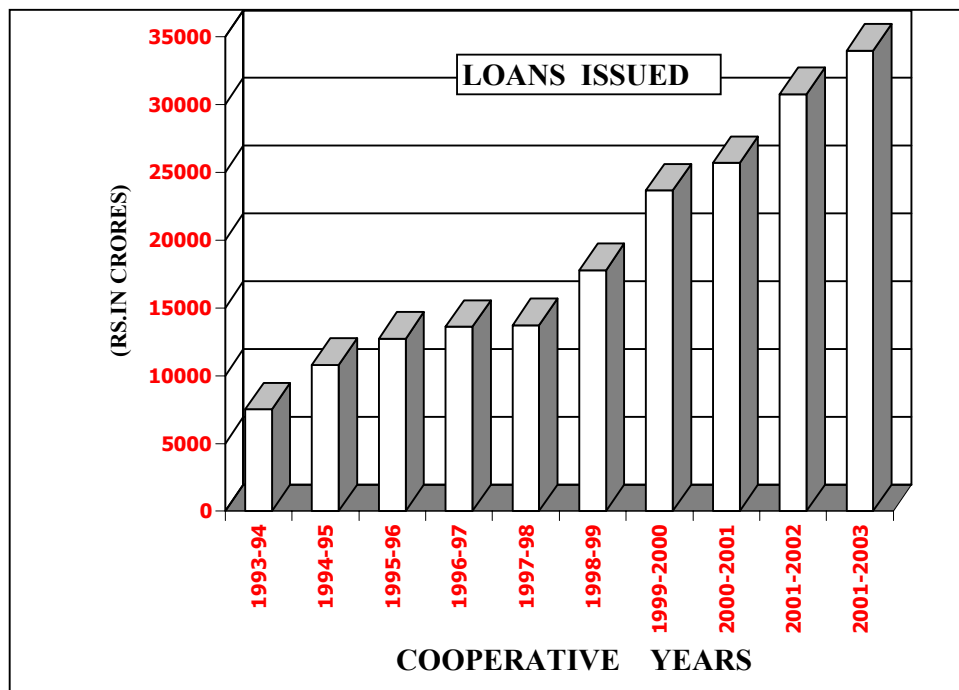
**PERFORMANCE OF  
PRIMARY AGRICULTURAL CREDIT  
SOCIETIES OVER A DECADE  
(1994 TO 2003)**



(RS. IN CRORES)

| COOPERATIVE YEARS | WORKING CAPITAL |
|-------------------|-----------------|
| 1993-94           | 15579           |
| 1994-95           | 18052           |
| 1995-96           | 20191           |
| 1996-97           | 22774           |
| 1997-98           | 24197           |
| 1998-99           | 31765           |
| 1999-2000         | 42710           |
| 2000-2001         | 53867           |
| 2001-2002         | 51905           |
| 2001-2003         | 61142           |

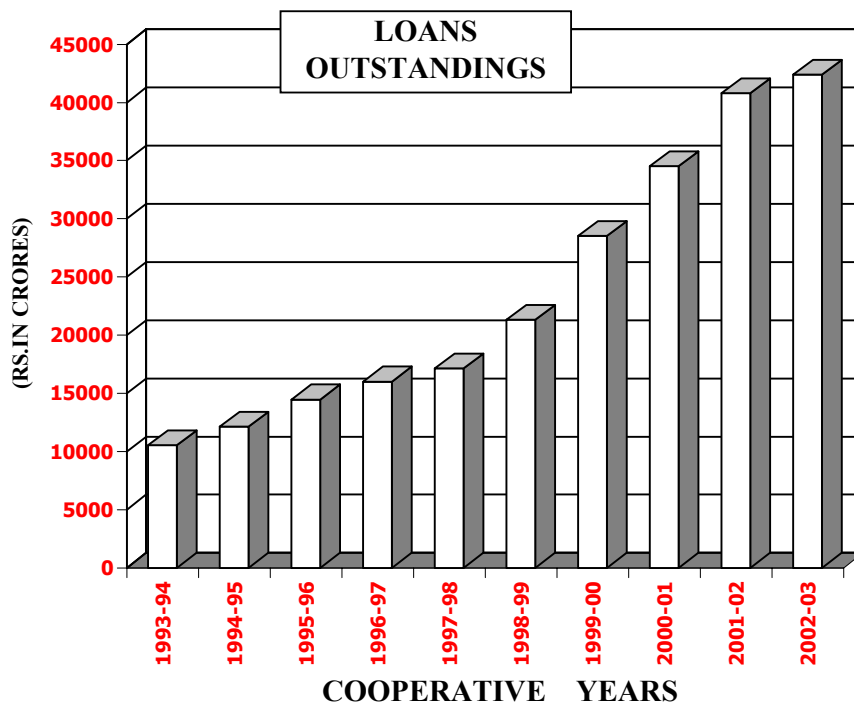
**PERFORMANCE OF  
PRIMARY AGRICULTURAL CREDIT  
SOCIETIES OVER A DECADE  
(1994 TO 2003)**



(RS. IN CRORES)

| COOPERATIVE YEARS | LOANS ISSUED |
|-------------------|--------------|
| 1993-94           | 7511         |
| 1994-95           | 10795        |
| 1995-96           | 12732        |
| 1996-97           | 13606        |
| 1997-98           | 13724        |
| 1998-99           | 17768        |
| 1999-2000         | 23662        |
| 2000-2001         | 25698        |
| 2001-2002         | 30770        |
| 2001-2003         | 33996        |

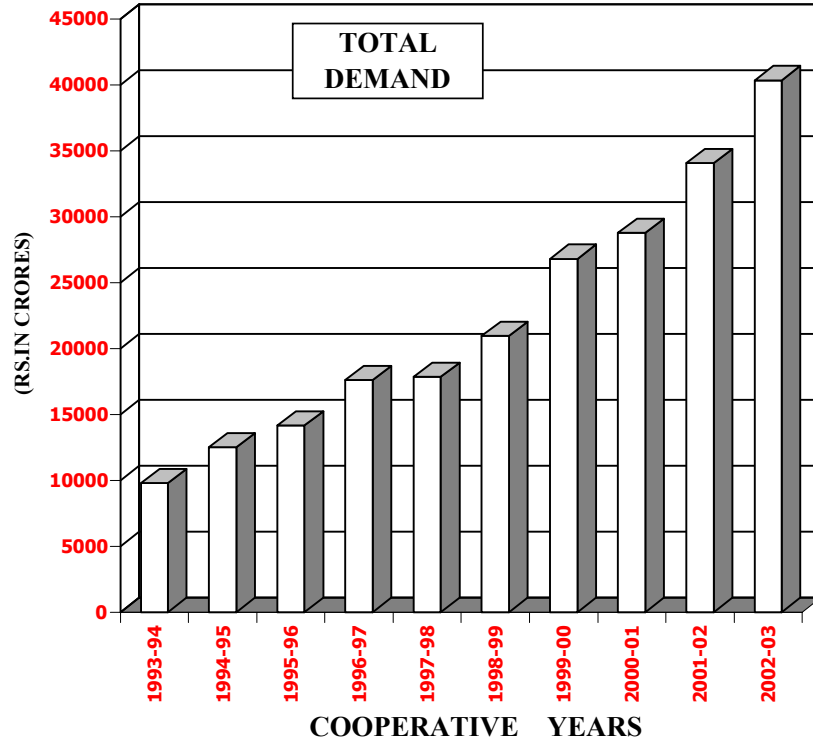
**PERFORMANCE OF  
PRIMARY AGRICULTURAL CREDIT  
SOCIETIES OVER A DECADE  
(1994 TO 2003)**



(RS. IN CRORES)

| COOPERATIVE YEARS | LOANS OUTSTANDINGS |
|-------------------|--------------------|
| 1993-94           | 10535              |
| 1994-95           | 12141              |
| 1995-96           | 14463              |
| 1996-97           | 16008              |
| 1997-98           | 17122              |
| 1998-99           | 21301              |
| 1999-00           | 28546              |
| 2000-01           | 34522              |
| 2001-02           | 40779              |
| 2002-03           | 42411              |

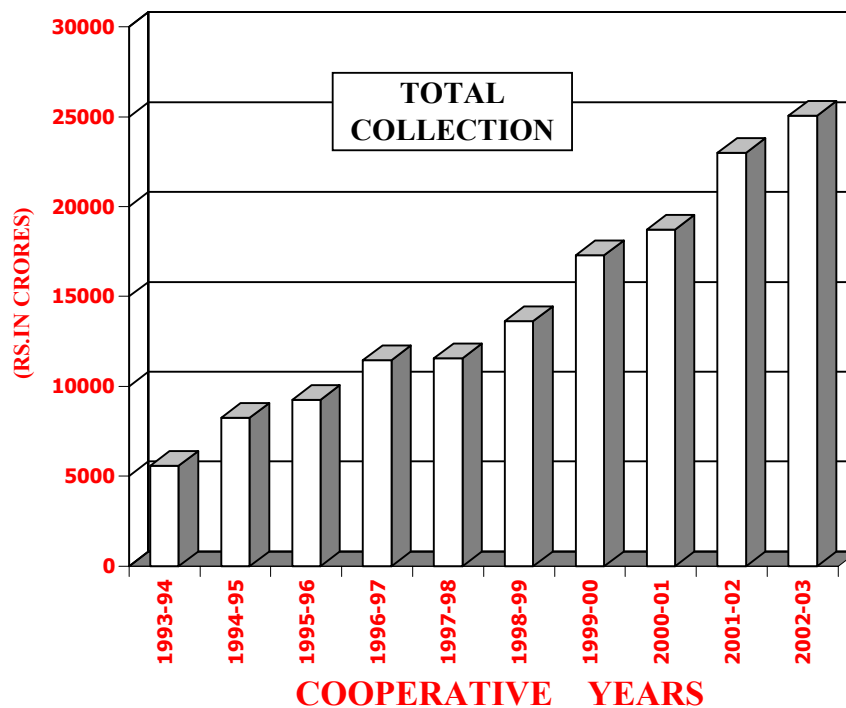
**PERFORMANCE OF  
PRIMARY AGRICULTURAL CREDIT  
SOCIETIES OVER A DECADE  
(1994 TO 2003)**



(RS. IN CRORES)

| COOPERATIVE YEARS | TOTAL DEMAND |
|-------------------|--------------|
| 1993-94           | 9771         |
| 1994-95           | 12491        |
| 1995-96           | 14141        |
| 1996-97           | 17608        |
| 1997-98           | 17846        |
| 1998-99           | 20935        |
| 1999-00           | 26798        |
| 2000-01           | 28764        |
| 2001-02           | 34077        |
| 2002-03           | 40341        |

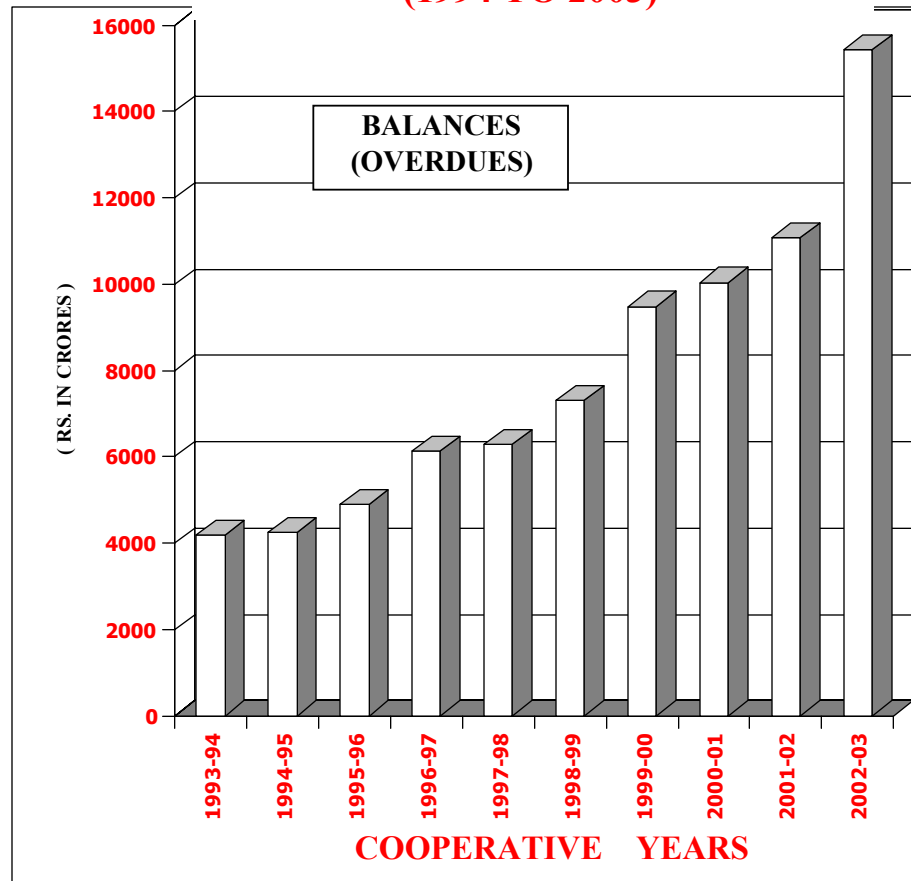
**PERFORMANCE OF  
PRIMARY AGRICULTURAL CREDIT  
SOCIETIES OVER A DECADE  
(1994 TO 2003)**



(RS. IN CRORES)

| COOPERATIVE YEARS | TOTAL COLLECTION |
|-------------------|------------------|
| 1993-94           | 5588             |
| 1994-95           | 8251             |
| 1995-96           | 9235             |
| 1996-97           | 11472            |
| 1997-98           | 11552            |
| 1998-99           | 13618            |
| 1999-00           | 17313            |
| 2000-01           | 18726            |
| 2001-02           | 23010            |
| 2002-03           | 25051            |

**PERFORMANCE OF  
PRIMARY AGRICULTURAL CREDIT  
SOCIETIES OVER A DECADE  
(1994 TO 2003)**



(RS. IN CRORES)

| COOPERATIVE YEARS | BALANCES (OVERDUES) |
|-------------------|---------------------|
| 1993-94           | 4183                |
| 1994-95           | 4240                |
| 1995-96           | 4906                |
| 1996-97           | 6136                |
| 1997-98           | 6294                |
| 1998-99           | 7317                |
| 1999-00           | 9484                |
| 2000-01           | 10038               |
| 2001-02           | 11067               |
| 2002-03           | 15423               |